

SUMMER/FALL 2026

studio art classes and workshops
for children, teens & adults

Dunedin
Fine Art
Center



Cute Flower Puppy, Acrylic Paint
Gabiella Eicher, 1st grade, age 6
2026 Kids "Call to Artist" Exhibit

register now at www.dfac.org

Our MISSION at the Dunedin Fine Art Center is to enrich lives through educational experiences in the visual arts.

Our VISION is to be a leading visual art center providing unparalleled educational, cultural & creative experiences.

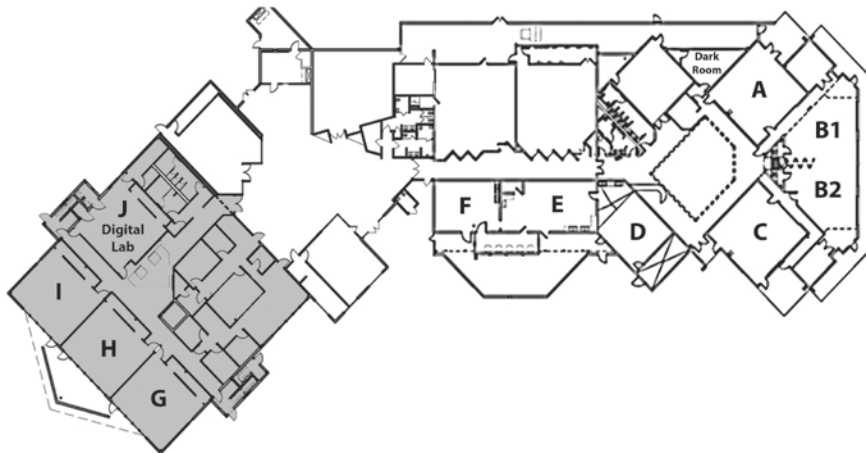
contents

art management	4	painting: optional media	19
art and wellness	4	painting: watercolor	20
calligraphy	6	pastels	22
clay	7	photography.....	23
drawing.....	10	printmaking	24
fiber arts.....	11	woodturning.....	25
food arts.....	12	youth classes	27
jewelry	13	teen classes.....	29
mixed media	16	exhibition calendar	32
painting: acrylic	17	special events & call for entries	33
painting: oil	18	registration policies.....	34

Members receive
10% OFF
adult classes
and workshops

Information in this catalog is subject to change without notice. For the most up to date information on courses at DFAC, please refer to our website at www.dfac.org.

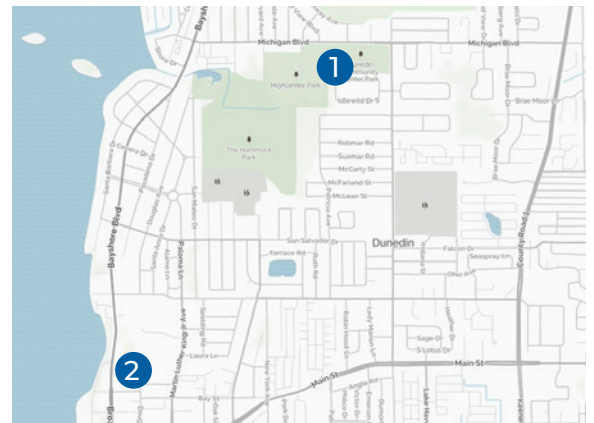
Main Campus Map and studios



2nd LEVEL STUDIOS



DFAC has two locations. Please note your studio location.



- 1. MAIN CAMPUS** - 1143 Michigan Blvd, Dunedin, FL 34698
- 2. COTTAGE CAMPUS** - 1141 Broadway, Dunedin, FL 34698



WELCOME!

Our Champions!

Thank you for your support for DFAC. It is deeply appreciated, and we think of you as our DFAC Family. Our student body continues to grow yearly, and this is a testament to our faculty and facility, which is purpose built for teaching art. We are grateful when students become members, this allows us to develop a stronger relationship and share more information on upcoming programs and events. Also, it helps with keeping the programs affordable.

Our journey has been filled with plenty of successes and challenges, but our Mission has never changed from enriching lives through educational experiences in the visual arts.

DFAC is a charitable organization (501(c)3) founded by the Junior Service League (today, the Clearwater & Dunedin Junior League) in 1969 and opened with a 1,400 sq. ft. building in 1975. After 50 years, and several capital campaigns driven by need, where many donors from throughout our community generously gave, DFAC's main building is 40,000 sq. ft. along with the Cottage Campus, a 1921 bungalow on Bayshore Blvd., DFAC is one of the largest art centers in the southeast and our student body numbers over six thousand children, teens and adults.

Your participation at DFAC, as a member, a student, or an art lover visiting exhibits or attending an event, is inspiring and makes us strive harder for excellence. We are proud to be a part of this vibrant community, and often are told by residents and visitors alike that the art center is why they chose to come to Dunedin. We are glad that you are part of DFAC and hope that you will continue growing with us.

If you are interested in learning more about us, many of our educational and visitor services staff are able to help, or if you like please contact me, Andrea Nalls, President/CEO at andrea@dfac.org or call (727) 298-3322, ext. 223.

Hello and welcome to the Dunedin Fine Art Center. I am Deon Blackwell, the Adult Education Director here at DFAC. I have spent most of my life in the arts from music performance and fine art, to teaching for universities and working on my own studio practice. As a North Florida native, I chose to settle in the Tampa Bay area almost twenty years ago, and I have watched the Dunedin area evolve and prosper over the years. That is one of the most wonderful things about the Dunedin Fine Art Center – many people stay with us for decades, learning and growing in their practice and pushing the organization and themselves forward. I am proud to be included in this family that keeps improving the Tampa Bay area.


DFAC is a state-of-the-art facility, with 17 well-equipped studios at the Michigan Blvd location. Along with Painting, Drawing, Pastel, and Photography, the art center has dedicated studios for Jewelry, Clay, Fiber Arts, Digital Arts, Printmaking, and Food Arts. Our Cottage campus hosts Wood Turning and Stone Carving. Whether you are just a beginner, a dedicated hobbyist, or a professional artist, we have courses that you will enjoy.

DFAC employs over 50 beloved and highly qualified artists to teach courses. Many of our instructors are professional, award-winning artists with extensive teaching experience. Please allow our faculty to share their talents with you and show you how to unleash your creative potential. We are an inclusive community, and our facilities are fully accessible.

For questions about Adult Education classes, please contact Madeline Lundquist, Adult Education Coordinator or Deon Blackwell, Adult Education Director.



Deon Blackwell
Adult Education
Director



Madeline Lundquist
Adult Education
Coordinator

WORKSHOPS

W-AM101 Artwork Archive: Master Your Art Management

With Evelyn Dufner
12:00 PM – 4:00 PM
Tuition \$120
Offered: June 5, Sept. 11, Oct. 8,
Nov. 6, Dec. 4

Feeling overwhelmed by managing your artwork? This hands-on workshop introduces you to Artwork Archive, a powerful cloud-based software tool designed to streamline your collection! Learn to photograph your work, determine fair pricing strategies, and curate stunning online exhibitions. Discover how to generate presentation-ready cut sheets, labels, and portfolio pages. We'll even show you how to showcase your collection directly on your website and build a collector list. No prior experience necessary! Perfect for artists of all ages and skill levels.

W-AM102 Artwork Archive Part II: Master Your Art Management

With Evelyn Dufner
6:00 PM – 8:00 PM
Tuition \$120
Offered: June 4, Sept. 10, Oct. 8,
Nov. 3, Dec. 3

You've mastered the basics—now let's get your archive working for you! This intensive 2-hour session is a dedicated Q&A workshop designed to move you past initial setup and into confident use of Artwork Archive. Bring your laptop, your current inventory list, and a list of questions about specific needs (like creating collections, using the private viewing room, or tracking expenses). We will tackle your individual hurdles, troubleshoot common issues, and provide knowledgeable, personalized guidance on streamlining your catalog and documentation. This is your chance to get clarity on features and ensure you are maximizing the value of the platform for sales, exhibitions, and long-term curation. Must take Part I first.

WORKSHOPS

AW101 Art in Wellness

With Anna Sandoval MAAT ATR
Tuesdays, 6 Week Class
9:00 AM – 11:00 AM
Tuition \$145
Materials Fee: \$15
All Levels Welcome!
Offered: Fall I

This class will provide students with the creative tools to improve overall wellness and will aim to introduce relaxation techniques that focus on positive thinking, mindfulness, self-awareness, and growth. Using therapeutic approach focuses on natural expression and mindful intention, participants will learn to utilize important and beneficial coping skills to enhance functioning. Students will use a variety of art approaches, ex: drawing, painting, collage, graphic art, and craft. No experience or artistic skills necessary. Art supplies provided. Ages 17 and up.

AW107 Art in Wellness Part II

With Anna Sandoval MAAT ATR
Tuesdays, 6 Week Class
9:00 AM – 11:00 AM
Tuition \$145
Materials Fee: \$15
All Levels Welcome!
Offered: Summer I

This class will provide students with the creative tools to improve overall wellness and will aim to introduce relaxation techniques that focus on positive thinking, mindfulness, self-awareness, and growth. Using therapeutic approach focuses on natural expression and mindful intention, participants will learn to utilize important and beneficial coping skills to enhance functioning. Students will use a variety of art approaches, ex: drawing, painting, collage, graphic art, and craft. No experience or artistic skills necessary. You do not have to take Art In Wellness Part I to be able to take this course. Art supplies provided. Ages 17 and up.



W-AW109 From Frozen to Flowing

With Evelyn Dufner
Tuition \$120
Materials Fee: \$10
All Levels Welcome!
Offered: June 2, Dec 1
from 6:00 PM to 9:00 PM
Sept. 10, Oct. 6, Nov. 5
from 1:00 PM to 4:00 PM

Break Creative Blocks and Find Your Artistic Groove. Tired of staring at a blank canvas or a half-written page? This workshop rekindles your artistic spark, whether you're a seasoned pro or a curious beginner. We'll ditch the "inner critic" and dive into playful exercises that crack open your creative blocks. Forget rigid rules and "go-to" styles – it's time to explore! The Instructor guides you beyond comfort zones, helping you rediscover the joy of experimentation and the thrill of stepping outside the box. It's not about perfection, it's about play. All levels welcome! New and revisited activities each session.

W-AW111 It's Not the Busy world, It is the Busy Mind. Meditative Drawing Event

With Roberta Spain
Tuition: \$75
Materials Fee: \$5
2:00 PM – 4:00 PM
All Levels Welcome!
Offered: Sept. 25, Oct. 23

This is not just a drawing class, this may be your key to harmony! Meditative ornamental ink drawing is an ordinary activity that may bring you extraordinary results. I will share my 20+ years of experience in drawing as it always brings me peace and joy. I believe we can be the best versions of ourselves once we are feeling that total sense of harmony within, so let me share my technique with you! We will be meditating and drawing fascinating ornamental ink artworks that can help harness the inner harmony we all seem to forget we have. Good news is that the key is in your hands! All supplies provided.

W-AW108 Water Marbling with Acrylics on Glass Baubles Ornaments! Bursts of Colors & Designs!

With Peggy Wertheim
 10:00 AM – 12:30 PM
 Tuition: \$100
 All Levels Welcome!
 Offered: Oct. 22, Oct. 24, Nov. 4, Nov. 17, Nov. 21

Fun, Easy and Rewarding! Yes, Marbling with acrylics on carrageenen will inspire you with instant gratification and success! Peggy teaches Traditional Marbling techniques for you to create DECORATIVE GLASS BAUBLES ORNAMENTS. You will create 8-10 One-of-a-Kind Glass Beauties! A \$35 materials fee is paid directly to the teaching artist the day of the workshop. Bring your love of art, your creativity & your curiosity – everything else is included.

W-AW112 Art Social Studio Workshop

With Anna Sandoval MAAT ATR
 9:00 AM – 10:30 AM
 Tuition \$75
 All Levels Welcome!
 Offered: Sept. 11

This workshop will entail talking about creativity as a means to socialize and make functional crafts/images or objects that each participant feels comfortable in doing or even sharing with the class. Each participant is invited to come with something to create/paint/embroider, sew, etc. This open-ended concept is to re-create a social forum where participants talk about a subject (usually suggested by the instructor) while tending to the individual creation at the same time. Participants are invited to demonstrate and talk about each artifact/creation and share/narrate the process. Ages 17 and up.

W-AW500 Zentangle: Art for Relaxing

With Trish Pelletier
 12:00 PM – 4:00 PM
 Tuition \$100
 Materials Fee: \$10
 All Levels Welcome!
 Offered: June 13, July 25, Sept. 26

In this workshop, we use Zentangle® and other art methods. In a “No Mistakes” environment, we relax and focus on the art principle of Pattern (repeating elements in our compositions). For the beginner, this builds self-confidence, strengthens muscle-memory, and helps nurture individual style. For the non-beginner, this offers help for artist’s block and a “time-out” from the stress that often accompanies creativity. For everyone, it adds a new “palette” to be explored, employed, and enjoyed. Age 17 and up. Instructor will provide all supplies.



Circle of CARING

Scholarship Programs

Through the generosity of our donors we are able to provide scholarships for youth, adults and veterans. Visit our website at <https://www.dfac.org/take-a-class/scholarships/> to access the guidelines and applications to access the following funds:

- Circle of Caring Scholarship Fund (Youth & Adults)
- Coral Hacker Youth Education Fund (Youth)
- Linda Joy Wilmore Education Fund (Youth)
- David Scales Veterans and Family Fund (Youth & Adults)
- Andy Von Eitzen Youth Scholarship Fund (Youth)
- Jessica Hamacher Fund (Youth)
- Rick Nelson & Dottie Scroggins (Youth)
- Clearwater for Youth (Title I Schools)

Scholarships are funded entirely by generous donors and supporters. If you would like to support any of our funds contact Meagan Heller, Director of Development, 727-298-3322, ext. 234.

WORKSHOPS



W-CG112 Meditative Medallions

With Margot Griffin
6:30 PM – 8:30 PM
Tuition: \$75
Level: Beginner, Intermediate
Offered: November 17

Learn how to use pointed calligraphy markers as a mindfulness tool in this new beginner friendly class. Repetitive designs are a beautiful way to practice your skills and let your mind wander while focusing at the same time. We will discuss common elements and how they interact to create a graceful design that's much more than the sum of its parts. All materials provided; ages 14 and up.

W-CG205 Introduction to Pointed Pen Calligraphy

With Margot Griffin
1:00 PM – 4:00 PM
Tuition: \$75
Level: Beginner
Offered: October 30

In this 3-hour workshop, students will learn the difference between traditional broad edge and modern pointed pen calligraphy. Participants will use a range of pressure sensitive writing implements and learn the basic foundational strokes used in such hands as Copperplate, Spencerian, and modern brush lettering. We will cover the preparation, use, and care of both straight and oblique dip pens, nibs, and other necessary tools. No experience, training, or artistic skills required. All supplies will be provided. Ages 17 and up.

W-CG209 Bad Words Brush Lettering

With Margot Griffin
6:30 PM – 8:30 PM
Tuition: \$60
Level: Beginner
Offered: August 18, December 10

This beginner brush lettering class will go over the basics of modern calligraphy using brush pens and markers. Once students understand the fundamental strokes and how to combine them to form letters, the real fun begins! Feel free to BYOB to get those creative juices flowing and please be aware that this class will involve some light profanity. No experience or handwriting skills necessary. All materials provided. Ages 21 and up.

W-CG113 Calligraphic Drawing HALLOWEEN EDITION

With Margot Griffin
10:00 AM – 1:00 PM
Tuition: \$60
Level: Beginner
Offered: October 24

Let's have some fun with this Halloween themed exploration of the basic principles of pressure sensitive calligraphy! Using brush pens, we will create cute and spooky designs that are perfect for this season, regardless of experience level.

W-CG114 Autumn Fun with Broad Edge Calligraphy

With Margot Griffin
6:30 PM – 8:30 PM
Tuition: \$75
Level: Beginner
Offered: September 22

Celebrate fall with some calligraphy that is anything but traditional! This beginner class will familiarize you with the tool we use to create classic calligraphy- with a twist. We won't be writing any letters but instead learning how to draw fun seasonal flourishes.

W-CG115 Intro to Brush Lettering

With Margot Griffin
6:30 PM – 8:30 PM
Tuition: \$75
Level: Beginner
Offered: September 16

This beginner brush lettering class will go over the basics of modern calligraphy using brush pens and markers. You'll learn the fundamental strokes and how to combine them to form letters. All materials provided.

W-CG110 Broad Edge Scripts

With Margot Griffin
1:00 PM – 4:00 PM
Tuition: \$75
Level: Beginner
Offered: November 10

This workshop will begin with a quick overview of how to use a broad edged nib. Next we will learn to properly lay out a hand and examine the differences between Italic, Roman, and Gothic minuscules. A comparison of selected majuscules will follow. Our goal will be to produce a simple quote on card stock.

W-CG212 Copperplate Calligraphy

With Margot Griffin
10:00 AM – 1:00 PM
Tuition: \$75
Level: Beginner
Offered: November 14

This intermediate level calligraphy course assumes prior knowledge of how to use a dip pen with a pointed nib, though students may also use a brush marker if preferred. Copperplate is a lovely, traditional hand that stems from English Roundhand and was popular in the 18th and 19th centuries. The contrast between elegant hairlines and gentle swells will take your calligraphy to a more formal level while preserving legibility. This hand-on class will use black or brown inks that may stain clothing.

CL610 Throwing on the Wheel

With Ira Burhans
Tuesdays, 6 Week Class
9:00 AM – 12:00 PM
Tuition: \$215
Clay Fee: \$35
Lab Fee: \$20
Levels: Advanced, Professional
Offered: Fall II

This is a class for students with some experience working on the potters wheel. Students will experience daily demonstrations on throwing finishing and glazing their work. Students are encouraged to come to class with ideas that they can work on.

CL623 Learning to Throw

With Lee Anderson
Tuesdays, 6 Week Class
6:00 PM – 9:00 PM
Tuition: \$215
Clay Fee: \$35
Lab Fee: \$20
Levels: Beginner, Intermediate
Offered : Summer I, Summer II,
Fall I, Fall II

This work-at-your-own-pace class covers basic mechanics of throwing on the wheel, including preparing the clay, centering, shaping, trimming and glazing. We also discuss firing techniques, including raku. The focus of the class is on practicing techniques, and students include those who have never worked with clay to those who are more advanced. Ages 17 and up.

CL604 Clay FUN-damentals

With Lee Anderson
Thursdays, 6 Week Class
6:00 PM – 9:00 PM
Tuition: \$215
Clay Fee: \$35
Lab Fee: \$20
All Levels Welcome!
Offered : Summer I, Summer II,
Fall I, Fall II

Explore clay at your own pace in a relaxed atmosphere. Learn basic pottery skills, practice skills you already have, or try something new. Hand building and wheel techniques will be demonstrated as well as various surface treatments and firing techniques. Learn the basic do's and don'ts of working in clay and from there, your imagination is the limit. Ages 17 and up.



CL648 Bottles, Vases, and Vertical Forms

With Glenn Woods
Mondays, 6 Week Class
5:00 PM – 8:00 PM
Tuition: \$215
\$20 Lab fee
\$35 Clay fee
Intermediate Advanced
Offered: Fall II

In this session we will explore making bottles, vases and other vertical forms appropriate for crystalline glazes. While this is a 6 week session, it is only 3 weeks of hands-on making, the rest of the sessions are dedicated to preparing pieces for the crystalline glaze process. Bring your ideas and skills you want to brush up on – we can address your own personal goals along with what we have planned for class time. We will be finishing the pieces with crystalline glazes. We will discuss basic crystalline glaze formula, firing schedules, and the art of using crystalline glazes.

CL112 Let's Play With Clay

With Sondra Elder
Wednesdays, 6 Week Class
9:00 AM – 12:00 PM
Tuition: \$215
Clay Fee: \$35
Lab Fee: \$20
All Levels Welcome!
Offered Summer I (5 Week), Fall I, Fall II

Have you always wanted to learn how to make cool pottery on the wheel? Well, this is your chance to fall in love with clay. Let's get muddy together and make bowls, cups, plates, and more! All levels are welcome, but if you are a beginner, this class is especially for YOU!

CL111 Let's Play With Clay Beginners

With Sondra Elder
Wednesdays, 6 Week Class
1:00 PM – 4:00 PM
Tuition: \$215
Clay Fee: \$35
Lab Fee: \$20
All Levels Welcome!
Offered: Summer I (5 Week), Fall I, Fall II

Have you always wanted to learn how to how to make cool pottery on the wheel? Well, this is your chance to fall in love with clay. Let's all get muddy together and make bowls, cups, plates, and more! All levels are welcome, but if you are a beginner, this class is especially for YOU! Ages 17 and up.

CL634 Clay Exploration

With Jacqueline LaDrig
Wednesdays, 6 Week Class
6:30 PM – 9:30 PM
Tuition: \$215
Clay Fee: \$35
Lab Fee: \$20
All Levels Welcome!
Offered: Summer I, Summer II,
Fall I, Fall II

A hand building clay class where the student will touch on extrusion, slab, coil and modular construction in clay. Students with prior knowledge of clay can further their skills in conceptual, decorative, or functional art. 17 and up.

CL619 Wheel of Fortune (Evening)

With Jacqueline LaDrig
Thursdays, 6 Week Class
6:30 PM – 9:30 PM
Tuition: \$215
Clay Fee: \$35
Lab Fee: \$20
Levels: Beginner, Intermediate
Offered Summer I, Summer II,
Fall I, Fall II

This is an introductory class to the pottery wheel. Instructor provides step by step instruction and demonstrations to assist the student in creating functional forms. This class will cover the basics for wheel throwing, trimming, and glazing of functional forms. We will create mugs, bowls, plates, and more. Ages 17 and up.

CL628 Wheel of Fortune

With Jacqueline LaDrig
Mondays, 6 Week Class
1:00 PM – 4:00 PM
Tuition: \$215
Clay Fee: \$35
Lab Fee: \$20
Levels: Beginner, Intermediate
Offered: Fall I, Fall II

This is an introductory class to the pottery wheel. Instructor provides step by step instruction and demonstrations to help you create functional clay objects. The class will cover the basics of wheel throwing, trimming, and glazing of functional forms. We will create mugs, bowls, plates, and more. Ages 17 and up.

CL603 Handbuilding

With Jacqueline LaDrig
Wednesday, 6 Week Class
1:00 PM – 4:00 PM
Tuition: \$215
Clay Fee: \$35
Lab Fee: \$20
Levels: Beginner, Intermediate
Offered: Fall I, Fall II

Every week we will explore a different technique through classroom demonstration, which can then be personalized in your project. We will be working with the extruder at least once during the session and explore extensive glazes in our studio. This is also an independent study for those with previous clay experience. Ages 17 and up.

CL639 Surface Decoration Techniques For Pottery

With Maryann Charmoz
Thursdays, 6 Week Course
9:00 AM – 12:00 PM
Tuition: \$215
Clay Fee: \$35
Lab Fee: \$20
All Levels Welcome!
Offered: Fall I, Fall II

Unlock your creativity and enhance your pottery skills in this course focused on surface decoration techniques. This hands-on course will explore a variety of decorative methods, including sgraffito, mishima, cuarta seca, water-etching, mono-printing and more. Each week there will be demonstrations of each technique, allowing the student to experiment and find their own unique style. Whether you are looking to enhance

your artistic voice or simply enjoy the process of creating, this course offers a supportive environment to transform your pottery into stunning works of art. Join me and discover the magic of surface decoration! Basic knowledge of working with clay is required. Handouts will be provided. Ages 17 and up.

CL641 Unconventional Clay Handbuilding

With Maryann Charmoz
Thursdays, 6 Week Class
1:00 PM – 4:00 PM
Tuition: \$215
Clay Fee: \$35
Lab Fee: \$20
Levels: Intermediate, Advanced,
Professional
Offered Fall I, Fall II

Dive deeper into the art of hand-building pottery with this unique course designed with creativity in mind. This course encourages you to explore new innovative forms, textures and techniques that will push the boundaries of traditional hand-building. There will be weekly demonstrations that will cover multi-pieced construction, darting, carving, and more. We will make amazing planters, mugs, bowls, lamps and so much more. Join me for this fun and innovative class! Ages 17 and up.

CL126 Beginning Clay Handbuilding

With Diane Abernathy
Tuesdays, 6 Week Class
9:00 AM – 12:00 PM
Tuition: \$215
Clay Fee: \$35
Lab Fee: \$20
All Levels Welcome!
Offered Summer I, Summer II,
Fall I, Fall II

In this introductory class we will be exploring all the possibilities for clay handbuilding. Each week will be a new project with a different technique to help you build on your skills. You will learn to use hump and slump molds, coil, extruder and slab building. With these techniques we will make plates, bowls, mugs, boxes and containers with lids, as well as non-functional decorative pieces. Lastly you will be learning how to glaze with our studio glazes and use of underglaze. We will also explore other firing techniques such as Raku and Obvara. Ages 17 and up.



CL134 Beginning Hand Building

With Joanna Mazurek
Fridays, 6 Week Class
1:00 PM – 4:00 PM
Tuition: \$215
Clay Fee: \$35
Lab Fee: \$20
Levels: Beginner
Offered: Summer II, Fall I, Fall II

This class was designed for beginners and students with some experience with clay. Students will learn the fundamental techniques of hand building, including coiling, pinching, and slab construction, to create sculptural vessels. They'll explore how to manipulate clay to achieve organic forms, textures, and detailed surfaces, while gaining a deeper understanding of balance, proportion, and the interplay of form and function. Additionally, students will be introduced to surface decoration techniques such as carving, glazing, and underglazing. By the end of the course, students will not only have developed their technical skills but also their ability to express themselves through ceramics, creating unique, sculptural pieces with personal meaning.

CL107 Throwing Big

With David Smith
Fridays, 6 Week Class
9:00 AM – 12:00 PM
Tuition: \$215
Clay Fee: \$35
Lab Fee: \$20
Levels: Intermediate, Advanced, Professional
Offered: Summer I

This class is designed for intermediate and advanced students, not recommended for brand new beginners. Students should be familiar with throwing including the mechanics of centering and pulling on the wheel before joining this class. Each week we will be focusing on a different large vessel (See Below for weekly breakdown). We'll be working with large amounts of clay anywhere from 8 lbs. and larger. Each vessel form has its own difficulties but we will demystify them and learn different way to work around them. You will learn different ways to center large amounts of clay, troubleshooting techniques, exploring new tools, and manipulating larger forms.

CL108 Surface Design

with David Smith
Fridays, 6 Week Class
1:00 PM – 4:00 PM
Tuition: \$215
Clay Fee: \$35
Lab Fee: \$20
Levels: Advanced, Professional
Offered: Summer I

Over the course of six weeks Students will learn a variety of different surface design techniques How to design a surface from planning the vessel to breaking up the surface in to design quadrants. We will also cover a broad area of different surface techniques including, Sgraffito, Inlay Techniques (Mishima), silk screen medium, Slip Transfers, how to work with Commercial underglaze and over glaze transfers, Each week will include a demo and then hands on time with guided instruction/trouble shooting. Students will be required to create work outside of class or during class after demo during open work/studio time. The week before the instructor will let the students know what phase of pottery will be needed IE: Green, Bisque or Glazed fired.

WORKSHOP

W-CL613 Create a Character Animal Out of Clay

With Maryann Charmoz
3 Day Workshop
10:00 AM – 3:00 PM
Tuition: \$180
Clay Fee: \$35
Lab Fee: \$20
Levels: Intermediate Advanced Professional
Offered: July 18, July 19, and July 25

In this three day workshop you will learn how to construct a ceramic character, with clothes! The first two days will be spent learning how to make the individual body pieces and how to attach them together. You will learn how to "dress" them and add facial features. They will be bisque fired and ready to paint with underglazes on day 3. Your pieces will be ready for pick up as soon as they come out of the kiln. Please bring a bag lunch since the cafe will be closed.





DR404 Colored Pencil for Everyone

With Melissa Miller Nece
Tuesdays, 6 Week Class
12:30 PM – 3:30 PM
Tuition: \$215
Levels: All Levels
Offered Summer I, Summer II,
Fall I, Fall II

Neat, portable and inexpensive, colored pencils can be used for any style work, from rough sketches to finely detailed realism. Students experiment with color and techniques for a full range of special effects. Emphasis on developing an individual style through personal guidance from instructor and class discussions. Some background in drawing strongly suggested.

DR401 Basic Drawing

With Melissa Miller Nece
Tuesdays, 6 Week Class
Time: 3:30 PM – 6:30 PM
Tuition: \$215
Levels: Beginner, Intermediate
Offered: Summer I, Summer II,
Fall I, Fall II

Learn to draw anything by learning to see as an artist sees, with emphasis on the perception of contour, negative space, proportion and value. Excellent foundation for beginners, also sharpens experienced drawing skills.



DR145 Figure Drawing

With Zoe Papas
Saturday, 6 Week Class
10:00 AM – 1:00 PM
Tuition \$215
Model Fee: \$60
Levels: Intermediate Advanced
Professional
Offered Summer I, Summer II,
Fall I, Fall II

In this class, students will learn how to draw the nude figure from life. Students will do gestures and longer drawings of live models. This class is best suited for students who already have a solid foundation in drawing and are looking to learn drawing strategies specific to figure drawing. It is recommended that students take Zoe's Drawing Atelier class prior to figure drawing.

FB112 Exploring the Art of Applique

With Ritu Haldar
Thursdays, 6 Week Class
1:00 PM – 4:00 PM
Tuition: \$215
Materials Fee: \$50
All Levels Welcome!
Offered: Fall I, Fall II

Step right up to the magical world of applique adventures. This beginner friendly journey will have you mastering the art of applique in a cozy and supportive setting. Dive into 6 sessions filled with pattern-making, technique exploration, and digital inspiration. A one time kit fee of \$50 covers all the supplies you'll need so you can focus on unleashing your creativity!

FB904 Mayan Back-Strap Weaving

With Concepcion Pooou Coy Tharin
Mondays, 6 Week Class
2:00 PM – 5:00 PM
Tuition: \$215
Materials Fee: \$70
All Levels Welcome!
Offered: Summer II, Fall I, Fall II

The ancient Mayan art of back-strap weaving is a delicate and beautiful art form, highly portable (you can tie it to any post, tree, or even a nail in the wall), and you can make original table runners, scarves, place mats, shawls and much more. Students will learn to warp the thread, set up a loom, and then weave a small table runner with traditional Mayan designs. The thread (many colors available), loom, needle, back-strap, and the cord are included in the materials fee.. Ages 17 and up. Please note this art form requires students to bend over a loom for extended periods.



WORKSHOP

W-FB116 Seaside Fusible Applique Quilt

With Ritu Haldar
2 Day Workshop
10:00 AM – 3:00 PM
Tuition: \$200
Materials Fee: \$140 see instructor
All Levels Welcome!
Offered: October 19 and 20

Come join me for a two day workshop sewing Seaside – a Barbara Persing pattern at BP Quilts. This fun and playful fusible applique quilt is sized at 65" X 73", 10 blocks that are easy and fun to sew. It is perfect for a beginner or intermediate level quilter. We will learn how to trace, fuse and sew this pattern. The kit includes the pattern and generous yardage of batik fabrics by Island Batik. You have the option to buy the full kit, which includes the pattern and fabric, or simply purchase the pattern and provide your own fabric.





WORKSHOP

The FOOD ARTS program at Dunedin Fine Art Center is operated in our 1400 sq.ft. teaching kitchen! Join one of DFAC's professional chefs for a creative FOOD EXPERIENCE!

Food Arts classes are hands-on unless specified as a demonstration. Students work together in groups of four with instruction from a professional chef to create delicious dishes! Please be prepared to stand for most of the class (up to 90 minutes). Please wear comfortable, closed-toed shoes and tie back long hair. DFAC provides aprons for students to use during class.

Visit www.dfac.org/food-arts-classes/ to see the Food Arts class schedule.



at the Dunedin Fine Art Center

With Chef Robert
Monday to Friday
9:00am-2:00pm

Offering healthy & creative fare: coffee, salads, sandwiches and more. Vegan, vegetarian and gluten-free options are available.

Call for Take-Out:
727-298-3322, Ext. 237



JW223 Intermediate Metalsmithing

With Stacy Perry
Mondays, 6 Week Class
10:00 AM – 1:00 PM
Tuition: \$215
Level: Intermediate
Offered: Fall I, Fall II

In this intermediate level Metalsmithing class, the student will be introduced to technique-based projects designed to increase their confidence with the torch and expand their jewelry fabrication skills. With a focus on torch control and more advanced and unusual stone setting techniques, you'll continue to hone and expand your jewelry making skills! Basic metal fabrication skills are a must! **A \$35 materials fee is paid directly to the instructor.** Supply list will be sent to you by the instructor prior to the start date. Please visit the DFAC website for details.

JW222 Intermediate Metalsmithing (Evening)

With Stacy Perry
Tuesdays, 6 Week Class
6:00 PM – 9:00 PM
Tuition: \$215
Lab Fee: \$15
Levels: Intermediate, Advanced
Offered: Fall I, Fall II

In this intermediate level Metalsmithing class, the student will be introduced to technique-based projects designed to increase your confidence with the torch and expand their jewelry fabrication skills. With a focus on torch control and more advanced and unusual stone setting techniques, you'll continue to hone and expand your jewelry making skills! Basic metal fabrication skills are a must! **A materials fee of \$35 is paid directly to instructor.** A supply list will be sent to you by the instructor prior to the start date. Please visit the DFAC website for details.



JW221 Metal-Smithing – An Independent Jewelry Study for Advanced Students

With Stacy Perry
Mondays, 6 Week Class
2:00 PM – 5:30 PM
Tuition: \$215
Lab Fee: \$15
Levels: Advanced, Professional
Offered: Fall I, Fall II

For the intermediate and advanced student, this is a guided independent studies class that allows you to work at your own pace. Bring in your jewelry projects or start something new! Troubleshoot and critique both design and technique challenges. Loaded with great bench tips and technical demonstrations to guide students through projects with success! Hone your skills or learn something new in a fun, supportive and creative atmosphere! Please visit the DFAC website for details. **A \$20 materials fee, payable to the instructor, helps to defray the cost of miscellaneous supplies.** Ages 17 and up.

JW104 Fundamentals of Jewelry Fabrication I (Afternoon)

With Stacy Perry
Tuesdays, 6 Week Class
Time: 1:00 PM – 4:00 PM
Tuition: \$215
Lab Fee: \$15
Level: Beginner
Offered: Fall I

Refresh the fundamentals or learn from scratch! Learn fundamental skills of metal jewelry fabrication. Good studio habits, soldering with a gas torch, using the flex-shaft, finish work and other common bench and studio necessities are covered. All students follow the same curriculum! Enjoy making fun jewelry projects in Sterling silver while learning the proper techniques necessary to build a solid foundation in the metal jewelry arts. **A materials fee of \$175 paid directly to instructor covers all materials.** Ages 17 and up.



JW232 Cloisonné Enamel Jewelry

With Karen Gallagher
 Thursdays, 6 Week Class
 1:00 PM – 4:00 PM
 Tuition: \$215
 Levels: All Levels
 Offered: Summer I, Fall I, Fall II

Open to all levels, this playful enameling class mixes metal with color. Students will learn basic metalsmithing skills like sawing, bezel making, and simple findings, then move into the exciting world of cloisonné—using thin wire walls to create detailed, glass-filled designs. We'll torch-fire enamels and use a beehive kiln, working mostly in copper with silver accents. Curiosity encouraged, experience optional. Expect creative problem solving, colorful surprises, and plenty of hands-on experimentation together. **A materials fee of \$145.00 paid directly to instructor covers all materials.** Ages 17 and up.

WORKSHOPS

W-JW310 Creative Uses for your Silver Scrap

With Stacy Perry
 5 Day Workshop
 10:00 AM – 4:00 PM
 Tuition: \$375
 Levels: Intermediate Advanced
 Offered: August 17–21

What can you do with your silver scrap? How can you transform it into beautiful wearable jewelry? With silver spot prices over \$100 and rising, buying new materials is very costly! Learn different ways to transform scrap like fusing, rolling and making your own wire and sheet from precious metal scrap. Challenge yourself to “think outside the box” and find the right method to transform all those bits and bobs without breaking the bank! Students must bring their own silver scrap. **\$45 Material fee paid directly to the instructor.**

JW105 Fundamentals of Jewelry Fabrication II

With Stacy Perry
 Tuesday, 6 Week Class
 1:00 PM – 4:00 PM
 Tuition: \$215
 Lab Fee: \$15
 Levels: Beginner
 Offered: Fall II

This is part II to the Intro I Jewelry and Metalsmithing class. How to create bezels, basic stone setting along with lots of demonstrations and hands-on work further develop the skills previously learned in this fun and interactive class. Create beautiful pieces of jewelry while expanding and building your skills. All students will follow the same curriculum. \$195 paid directly to instructor covers all materials. Please visit the DFAC website for details.

JW230 Introduction to Metal Clay Jewelry Making

With Barbara Rivolta
 Thursdays, 6 Week Class
 10:00 PM – 1:00 PM
 Tuition: \$215
 Lab Fee: \$15
 Levels: Beginner
 Offered: Fall I, Fall II

Learn to transform metal clay—finely ground metal mixed with an organic binder—into lovely gold-colored bronze or silver jewelry. In this class we will be making a silver ring combined with a dichroic glass cabochon, a bronze cuff with interchangeable medallions, and a small bottle pendant with friction lid. All levels are welcome. **A materials fee of \$100 includes bronze and silver clays and all findings.**





W-JW148 Adult Jewelry Summer Camp for Beginners

With Stacy Perry
5 Day Workshop
10:00 AM – 4:00 PM
Tuition: \$375
Levels: Beginner
Offered: July 20–24

This 5-day class is for the advanced beginner and focuses on the fundamentals of jewelry design and execution. Studio habits, safety and design elements will be covered in detail. Perhaps you want to hone your basic skills in metal jewelry fabrication but a busy schedule keeps you from committing to a 6-week course. Or, you simply prefer a short, intensive metal jewelry class. If either of these describes you, then this five day class is the place to be! We'll focus on some of the most important basic metalworking skills such as sawing, soldering, filing, texturing, hammering, setting cabochons in bezels and finish work. **A materials fee of \$225.00 is paid to instructor and is subject to metals market price.**

W-JW311 Twisted Wire Cuff Bracelet

With Stacy Perry
10:00 AM – 4:00 PM
Tuition: \$120
Levels: All Levels
Offered: Nov. 7

This contemporary wire bangle bracelet is perfect for either a woman or a man. It stands on its own or is great for wearing with one or more of your other favorite bangles. You will learn to twist wire – the modern way – and create a Swan-style clasp using hand tools and a hammer. Learn some “tricks of the trade” while creating this complex-looking but very simple bracelet! **A materials fee of \$65.00 for brass or copper (silver may be available but is subject to the metals market) silver findings is paid to instructor.**

W-JW312 Industrial Metals Cuff

With Stacy Perry
10:00 AM – 4:00 PM
Tuition: \$120
Levels: All Levels
Offered: Nov. 21

The Industrial jewelry is all about texture, surface embellishments and mixed metals! Using ordinary items and specialized tools, create interesting textures on your metal. Metals are shaped, layered and riveted to create a feast for the senses! Become more comfortable with the torch for annealing and learn different approaches for adding texture. Riveting along with using tiny brass screws and hex-nuts will also be taught. Different patinas will be discussed for “aging” of your masterpieces. **A materials fee of \$85 is paid directly to instructor.**

W-JW313 Fun with Metal Clay

With Barbara Rivolta
10:00 AM – 4:00 PM
Tuition: \$120
Levels: All Levels
Offered: June 6

Have you heard about metal clay? It is an exciting medium—almost magical—that turns malleable clay into precious metals. Finely ground silver combined with an organic binder allows you to make deeply textured and easily formed jewelry pieces that can be torch or kiln fired. Metal clay pieces can also be combined with wire or sheet metal using traditional metal smithing techniques. It is very suitable for mixed media combining glass, ceramic, polymer clay and other materials. If you've wanted to try it but do not want to commit to a six-week class or just want to have a fun day trying out a new craft, this class is for you! We will make earrings and pendants that we will torch fire and finish. You will have a lovely, finished pair of fine silver earrings and a pendant with matching fired-in stones to take home with you at the end of the day. **A materials fee of \$70 includes silver clay, cubic zirconia gems, and sterling silver findings is paid to instructor.**

W-JW314 Ceramic Trinket Box with Metal Clay Decoration

With Barbara Rivolta
2 Day Workshop
10:00 AM – 4:00 PM Day 1 and 10:00 AM – 1:00 PM Day 2
Tuition: \$150
Levels: All Levels
Offered: June 27 and June 28

This fun two-day workshop will intrigue those who like metal clay jewelry making, paint-your-own ceramics, pottery--or those who just want to have fun while trying out a new craft. Learn to combine silver metal clay with ceramics while glazing painting a ceramic trinket box in a shape of your choice and decorating it with molded and painted silver metal clay elements. All levels welcome. **A materials fee of \$70 paid directly to the instructor includes ceramic trinket box, glazes, and fine silver metal clay.**

W-JW315 Jewelry Raku

With Barbara Rivolta
3 Day Workshop
9:00 AM – 4:00 PM Day 1 and 10:00 AM – 4:00 PM Day 2 and 3
Tuition: \$230
Levels: All Levels
Offered: Aug. 7–9

Take your Raku fired ceramic jewelry to new a level of sophistication. Molded, hand-formed, and hollow form beads as well as pendants and other jewelry components will be shown. The importance of designing and planning a piece from making components to putting it all together will be emphasized. Learn about different clay bodies for use in jewelry making and how to use both commercial and studio made glazes for different effects in Raku. Raise the level and value of your pieces by incorporating silver, copper, and bronze metal clays. A method for consistently Raku firing jewelry and small ceramic pieces combined with metal clay decorations developed by the instructor will be taught. All levels welcome. Experienced ceramic and metal clay artists will be challenged. **A materials fee of \$150 includes ceramic and metal clays, glazes, and miscellaneous tools and findings.**



MM360 Introduction to the Art of Collage & Assemblage

With Cheryl Schwartz
Wednesdays, 6 Week Class
1:00 PM – 4:00 PM
Tuition \$215
Material Fee: \$25
Levels: All Levels
Offered: Fall I, Fall II

Introduction to collage. Learn how to create 2D collage works using a variety of materials. Student produced papers will be included in the collages. These will include gel printing including botanicals, using alcohol inks, and combining acrylics with found objects and ephemera. This is a fun and relaxed class where students can create an assortment of collages that they will be delighted with. Ages 17 and up.

W-MM400 Paper Mache Sculpture

With Joyce Curvin
4 Day Workshop
9:00 AM – 1:00 PM
Tuition \$255
Material Fee: \$30
Levels: All Levels
Offered: October 2, 9, 16, 23

Design a dog, fashion a feline or any four legged friend and “bring it to life” with paper mache. Students will use a variety of recyclable materials including plastic bottles, cardboard and newspaper to create an animal’s body shape, then add layers of paper mache, embellishments and paint to create their very own “Art-Official Pet”. During the process, we’ll explore a variety of techniques, textures and recipes in paper mache. Materials fee covers all needed supplies. This workshop meets for 4 Fridays. Ages 17 and up.

Discover more when you create as a member!

As a member, you’ll receive 10% discounted pricing on all classes and workshops, giving you the freedom to try more, learn more, and grow more. Whether you’re exploring a new medium or refining your skills, members enjoy exclusive benefits designed to make every class more rewarding.

Membership opens the door to a vibrant creative community as well! Connect with fellow artists, learn from experienced instructors, and be inspired in an environment built for discovery. Plus, members often receive special invitations to events, exhibitions, and member-only opportunities that enrich your experience beyond the classroom.

Create more. Save more. Engage more.



Scan QR Code today for full membership details!

PT370 Intuitive Acrylic Painting

With Linda Feinstein
 Monday or Tuesday, 6 Week Course
 1:00 PM – 4:00 PM
 Tuition: \$215
 Materials fee: \$15
 All Levels
 Offered Fall I, Fall II

This class is designed to bring playfulness and ease to your creative process by embracing the joy of intuitive painting. Guided prompts and creative exercises will help you explore a variety of tools and techniques while connecting with your artistic voice. At the heart of this journey is learning to activate your canvas and respond intuitively to its energy as you develop a style that is uniquely your own. Mondays are geared toward beginners. Attendance at the first class is mandatory. Ages 17 and up.

PT477 Art & Soul of Landscape Painting

With Karen Baker
 Wednesday 6 Week Course
 1:00 PM – 4:00 PM
 Tuition: \$215
 All Levels
 Offered Summer I, Summer II, Fall I, Fall II

Bring your passion for landscape painting to new heights in this guided, open studio, all media class. Using your own reference materials, learn how to identify and convey the essence of your landscape subjects. Respond to your subjects by interpreting vs. copying. Develop more intuitive, spontaneous ways of seeing. Paint with greater emotion and purpose. Additional topics include composition and design, color exploration, qualities of light and shadow, value contrasts, edge control, aerial perspective, and how to successfully depict the elements of sky and water. Students should be familiar with their chosen medium. Ages 17 and up.



WORKSHOP

W-PT803 Colorful Pet Portraits

With Shawn Dell Joyce
 1:00 PM – 4:00 PM
 Tuition: \$100
 All Levels
 Offered: Nov 21

Learn an interesting approach to making a colorful and realistic pet portrait! Your canvas will be pre-sketched (email a photo a week in advance to shawndelljoyce@gmail.com) then follow along, step-by-step with instructor on how to use a “paint by numbers” approach, and mix colors based on primaries. Perfect beginners class, or a new technique for experienced painters! Fun and fast paced class, leave with a finished 12” square acrylic on canvas pet portrait. Ages 17 and up.



PT470 The Realistic Portrait in Oils & Pastels

With Markissia Toulaiatos
Wednesdays, 6 Week Class
9:00 AM - 12:00 PM
Tuition \$215
Model Fee: \$40
Levels: All Levels
Offered: Summer I, Summer II,
Fall I, Fall II

In this class, you will learn the fundamental principles of Portrait painting from life using direct painting methods. The instructor will give step-by-step demonstrations and lots of individual instruction from how to begin the initial drawing through mixing beautiful skin tones and atmospheric backgrounds. We will have two models for three weeks each. Ages 17 and up.

PT479 Painting the Portrait or Still Life

With Markissia Toulaiatos
Wednesdays, 6 Week Class
1:00 PM - 4:00 PM
Tuition: \$215
All Levels
Offered: Summer I, Summer II,
Fall I, Fall II

In this class you will explore several different approaches to perfecting your painting skills in portraiture and still life painting using your choice of oils, pastels or charcoal. You will learn how to create beautifully accurate portraits from photographs. Students may also opt to paint from a still life of various objects, including flowers and shiny services like brass and silver or glass. We will focus on color mixing, tonal values, edges, and accurate drawing. Ages 17 and up.

PT484 Color, Light, and Form

With Anders Fernbach
Thursdays, 6 week course
1:00 PM - 4:00 PM
Tuition: \$215
All Levels Welcome!
Offered: Summer I, Summer II,
Fall I, Fall II

In this course, students will learn the language of color in an easy to understand, objective format. This will greatly aid in their ability to describe and mix any color, and to maintain control of their palette. In short, we'll be discussing practical color theory for painters that can be used in everyday painting scenarios. We will also cover "light logic", or the effect that light has in revealing form of any kind. Subject matter is open to the individual student, as portraiture, still life, and landscape all use the principles covered in this course. For practical purposes, students will work from hard copy photographs or screen images from a laptop or iPad during class hours. Since concepts covered in this course are fundamental, it will be equally useful for beginners, intermediate, and advanced artist alike. Concepts will be presented to the class as a whole, and then individual attention will be tailored specifically to each student. Ages 17 and up.



PT485 Portrait Painting: Lessons from the Masters Simplified

With Anders Fernbach
Mondays, 6 Week Course
1:00 PM - 4:00 PM
Tuition: \$215
All Levels Welcome!
Offered: Summer I, Summer II,
Fall I, Fall II

This course is designed to help students of all levels develop strategies to strengthen the gesture, proportion, perspective, and color in their portrait paintings by the time-honored tradition of making master copies. Students will be working from high quality 2D reproductions in this course as a matter of convenience, but all principles can be applied to painting from a live model. We will explore different choices of palettes and techniques dependent upon the student's experience level, and their artists of choice. There will be broad information shared with the entire class that will apply to all, and from there the instruction will be tailored to the individual students' needs. This course is for all levels of experience; you don't have to be a master yourself to learn from the masters! Ages 17 and up.

PT489 Painting the Clothed Figure

With Markissia Toulaiatos
Fridays, 6 Week Class
1:00 PM - 4:00 PM
Tuition: \$215
All Levels
Offered: Summer I, Summer II,
Fall I, Fall II

In this six week course, students will learn the technique of painting a clothed human figure from a Photographic reference. Using a grid, you will draw the image on a canvas while mapping out the shadow and light patterns. Emphasis will be placed on proportion, gesture, fabric, folds, and how clothing describes the form beneath. Also, we will focus on color mixing and creating realistic skin tones. You will learn how to transfer an image to a large canvas of any size by using a simple accurate grid. The instructor will provide the photographs already gridded and conduct step-by-step demonstrations along with lots of individual instruction on how to proceed. This class is suitable for all skill levels.



PT435 Spinning: The Art of Creating from Subconscious

With Robert Sutherland
Tuesday 6 Week Course
1:00 PM – 4:00 PM
Tuition: \$215
All Levels
Offered Summer I, Summer II, Fall I, Fall II

Explore spinning as a dynamic process that fosters creative spontaneity. Study color, composition, and value while creating from your own imaginative sources. Learn techniques to produce abstract or representational works, experiment with diverse spinning methods, and develop strong visual relationships. Emphasis on skill development, artistic growth, and collaborative studio interaction. Take your creative execution to the next level and discover new expressive possibilities. Ages 17 and up.

PT458 Open Painting Night


With Melissa Miller Nece
Thursdays, 6 Week Class
7:00 PM – 10:00 PM
Tuition: \$215
All Levels
Offered: Summer I, Summer II, Fall I, Fall II

Individualized instruction to develop your own style of painting in acrylic or oil. (Colored pencil or other mediums accepted with instructor's permission). Choose personal subject matter, explore composition and color theory, solve painting problems. Drawing experience recommended. Ages 17 and up.

PT459 Open Painting Day

With Melissa Miller Nece
Fridays, 6 Week Class
9:00 AM – 12:00 PM
Tuition: \$215
All Levels Welcome!
Offered: Summer I, Summer II, Fall I, Fall II

Individualized instruction to develop your own style of painting in acrylic or oil. (Colored pencil or other mediums accepted with instructor's permission). Choose personal subject matter, explore composition and color theory, solve painting problems. Drawing experience recommended. Ages 17 and up.





PT488 Watercolor Map Making

With Margot Griffin
Wednesdays, 6 Week Course
1:00 PM – 4:00 PM
Tuition \$215
Levels: Beginner, Intermediate
Offered: Fall II

Summon your creativity and prepare to embark on a new voyage! This course will lead you through various components of whimsical cartography as we work towards rendering a final masterpiece. From fairy tale lands to mythological sea-serpents, your imagination is the limit; you could also depict a real place and trace your lineage. We will practice techniques, and develop and test ideas as a group but your final image is completely up to you- with plenty of guidance. Supplies provided for the first session. Ages 17 and up.

PT579 Beginning Watercolor

With Kerry Stratton Waltz
Thursday, 6 Week Class
12:30 PM – 3:30 PM
Tuition \$215
Levels: Beginner, Intermediate
Offered: Summer I, Summer II,
Fall I, Fall II

New to watercolor? This class will lead you through everything you need to know to get started in watercolors. We will complete a painting each week that will focus on basic techniques and explore a variety of subject matter. No prior experience needed, just a few supplies and a desire to have fun! Ages 17 and up.

PT583 Creative Techniques in Watercolor

With Kerry Stratton Waltz
Fridays, 6 Week Class
10:00 AM – 1:00 PM
Tuition \$215
Material Fee: \$5
All Levels Welcome!
Offered: Fall I, Fall II

This class will focus on using experimental techniques to create special effects in water media. We will be using a variety of water media such as; gouache, acrylic, gesso, Water soluble inks, pencils, and crayons. No experience needed but must have a desire to experiment. There is a \$5 material fee paid to instructor for some supplies that will be provided. Ages 17 and up.

PT582 Intermediate Watercolor

With Kerry Stratton Waltz
Mondays, 6 Week Class
12:30 PM – 3:30 PM
Tuition: \$215
Levels: Intermediate, Advanced
Offered: Summer I, Summer II,
Fall I, Fall II

Enjoy all the creative techniques that are unique to watercolor. We will learn how to create better paintings by using the elements of design, color theory, and how to create a painting plan. Emphasis will be on how to loosen up with wet into wet watercolor. There will be daily demonstrations and plenty of individual attention. Ages 17 and up.



WORKSHOPS

W-PT578 Watercolor Techniques

With Kerry Stratton Waltz
12:30 PM – 3:30 PM
Tuition: \$90
All Levels Welcome!
Offered: June 27, July 25, Sept. 19, Oct. 17, Nov. 21

This one day workshop will explore all the wonderful creative techniques that watercolor offers. Demonstrations, individual attention, and painting that will help you create loose expressive watercolors. We will learn how to plan for success by using the elements of design, color theory and making painting plans. Ages 17 and up

W-PT597 Introduction to Watercolor

With Kerry Stratton Waltz
12:30 PM – 3:30 PM
Tuition: \$90
All Levels Welcome!
Offered: June 13, July 11, Aug. 15, Sept. 12, Oct. 10, Nov. 14, Dec. 12

This class is a brief introduction to watercolors for beginners. No prior experience needed, just a desire to have fun. We will finish a painting that you can take home. We will supply all the materials so you can experience watercolor painting before investing in supplies. Ages 17 and up.



W-PT136 Chinoiserie Panel Painting

With Margot Griffin
2 Day Workshop
1:00 PM – 4:00 PM
Tuition: \$120
Level: Beginner Intermediate Advanced
Offered: Oct. 20 -21

Explore the beautiful art of chinoiserie in this two day watercolor painting workshop. You'll learn the traditional motifs and techniques of this East-meets-West decorative method and create your own beautiful paper panel. Open to beginners but having taken an into class first will be helpful. Ages 17 and up.

W-PT374 Coastal Sunset Watercolors

With Margot Griffin
10:00 AM – 12:00 PM
Tuition: \$60
All Levels Welcome!
Offered: Aug. 22

Join us for a beginner friendly watercolor class that will teach you how to blend colors beautifully and create a stunning scene depicting our local coastline or your favorite vacation spot! No experience necessary; all materials provided. This introduction to watercolors makes for a perfect date night. Ages 21 and up.

W-PT801 Watercolor Garden

With Margot Griffin
10:00 AM – 1:00 PM
Tuition: \$80
Level: Beginner
Offered: Aug. 22

This beginning watercolor class will focus on learning brush strokes common to several leaves and flowers. We will explore various methods of color blending and ways to achieve texture. Loose florals are perfect for both anyone new to watercolor and those with some experience. All materials provided but you are welcome to bring your favorites, too! Ages 17 and up.

W-PT802 More Watercolor Garden

With Margot Griffin
1:00 PM – 4:00 PM
Tuition: \$80
Level: Beginner Intermediate Advanced
Offered: Nov. 5

You asked for more and here it is! This class is still oriented toward beginners and will continue with what we learned in the introductory session, at a nice slow, instructor-led pace, only with MORE flowers. Anyone who knows how to use watercolors will be able to easily follow along. Basic materials will be provided but if you have your own supplies, it is recommended to bring them. Ages 17 and up.

Gallery Shop

at the Dunedin Fine Art Center

Find that perfect gift!

Offering unique items handcrafted by local artists.
Please check www.dfac.org for Gallery Shop hours.



Members receive a **10% DISCOUNT** all year.



PA103 Waves, Dunes and Coastal Landscapes

With Betsy Glass
Thursdays, 6 Week Class
1:00 PM – 4:00 PM
Tuition \$215
Level: Advanced
Offered: Fall I, Fall II

This class is designed for artists with prior pastel experience who want to refine their skills and explore the dynamic beauty of the shoreline. We will focus on capturing the movement of waves, the textures of sandy dunes, and the atmosphere of coastal light. Emphasis will be placed on advanced techniques in layering, blending, and composition to bring energy and depth to seascapes. Students will receive personalized instruction to strengthen their individual style while tackling the challenges of water, sand, and sky. By the end of the course, participants will have completed several coastal-inspired pieces and gained new confidence in using pastels to interpret the natural world. Ages 17 and up.

PA102 All Things Pastel

With Brenda Mattson
Wednesday, 6 Week Class
1:00 PM – 4:00 PM
Tuition \$215
Level: All Levels
Offered: Fall I, Fall II

Learn the techniques of pastel from an IAPS "Master Circle", "Eminent Pastelist" and "Golden Mentor" Award winner with over 50 years of experience. Brenda will share her knowledge of the medium with beginners to experienced artists. Ages 17 and up.



WORKSHOPS

W-PA123 Painting the Beach in Pastels

With Shawn Dell Joyce
1:00 PM – 4:00 PM
Tuition: \$100
Levels: All Levels
Offered: July 25

Paint a wave and sunset scene of the beach! Photo reference provided, all work from the same scene using all 5 pastel application techniques. Learn how to scumble, use linear strokes, daubing and dusting to create a single painting. Start with an underpainting using an alcohol wash, then build up layers using each technique, one at a time. Get handouts showing each technique and practice before applying it to your painting. Fun and step-by-step process, finish a painting and learn new skills! Ages 17 and up.

W-PA124 Painting Wildlife in Pastels

With Shawn Dell Joyce
1:00 PM – 4:00 PM
Tuition: \$100
All Levels welcome!
Offered: Sept. 26

Paint Florida wildlife! Choose from provided reference photos of seabirds, manatees, turtles, gators, etc and create different textures like fur, scales, skin, water, feathers, using pastels. Learn how to scumble, use linear strokes, daubing and dusting to create a focal point on an old painting or basis for a new painting. Bring a stack of unfinished or mediocre paintings that you want to add a creature to. No "trashy paintings"? No problem! Make a few studies of creatures to use for future paintings. Fun and step-by-step process, finish a few paintings and learn new skills! Ages 17 and up.

W-PA803 Painting Wildlife in Pastels

With Shawn Dell Joyce
1:00 PM – 4:00 PM
Tuition: \$100
All Levels welcome!
Offered: Sept. 26

Paint Florida wildlife! Choose from provided reference photos of seabirds, manatees, turtles, gators, etc and create different textures like fur, scales, skin, water, feathers, using pastels. Learn how to scumble, use linear strokes, daubing and dusting to create a focal point on an old painting or basis for a new painting. Bring a stack of unfinished or mediocre paintings that you want to add a creature to. No "trashy paintings"? No problem! Make a few studies of creatures to use for future paintings. Fun and step-by-step process, finish a few paintings and learn new skills! Ages 17 and up.





PH106 Exploring Film Photography & Darkroom Techniques

With Lance Rothstein
 Wednesdays, 6 Week Class
 6:30 PM – 9:30 PM
 Tuition: \$215
 Lab Fee: \$25
 All Levels Welcome!
 Offered: Summer II, Fall I, Fall II

Whether you're new to film photography or just want to refine your skills, this class will help unlock the magic that can be created using traditional film camera and darkroom techniques. Escape the digital doldrums and explore the vast world of tangible imagery, crafting your own hand-made gelatin silver photographs using brand new, cutting-edge methods, and others more than 100 years old. This class will cover: Selecting and using film cameras, Developing black & white film, Making contact prints & traditional silver-gelatin photographs.

PH112 Introduction to Digital Photography and Camera Functions

With Robert Rostick
 Tuesdays, 6 Week Class
 4:00 PM – 7:00 PM Summer Sessions
 3:00 PM – 6:00 PM Fall Sessions
 Tuition: \$215
 Lab Fee: \$20
 All Levels Welcome!
 Offered Summer I, Summer II, Fall I, Fall II

This course is designed for beginners and those wanting to make the switch from automatic settings in order to take creative control to a manual shooting mode. Students should bring a Digital SLR (DSLR) or Mirrorless 35mm camera to class. Crop sensor and micro 4/3's are also welcome. There will be an emphasis on foundational principles such as camera functions/operation, composition and lighting basics through a hands-on approach. We will cover photography history, explore concepts for shooting assignments, demonstrations and at home projects. At the conclusion, students should exhibit basic proficiency in a variety of photographic situations. Ages 17 and up.

PH113 Photography Editing and Enhancement

With Robert Rostick
 Wednesdays, 6 Week Class
 4:00 PM – 7:00 PM Summer Sessions
 3:00 PM – 6:00 PM Fall Sessions
 Tuition: \$215
 Lab Fee: \$20
 Levels: All Levels
 Offered: Summer I, Summer II, Fall I, Fall II

Learn to edit your photos using Adobe Lightroom/Photoshop. Get the most out of your image using one of the best photo editing software on the planet. Lightroom/Photoshop is the go-to program to enhance your captured images to the fullest. Whether you use a cell phone/iPhone, DSLR or Mirrorless camera, your images can always use some improvement. Lightroom will get you that improvement you desire. Requirement for this class: minimum of 20gb flash drive. At least 20 of your favorite images and a camera. Ages 17 and up.



PR104 Intermediate Linocut Printmaking

With Holly Bird
Tuesdays, 6 Week Class
9:00 AM - 12:00 PM
Tuition: \$215
Lab Fee: \$35
Levels: Intermediate, Advanced, Professional
Offered: Summer I, Summer II, Fall I, Fall II

Introduction and continuing practice in reduction and multiple color block linocut printmaking. This is not a beginner's class: students must have some previous basic printmaking experience and drawing ability. Using unmounted linoleum and working with oil-based inks, we'll explore exciting, full-color linocut for those who want to take their relief printmaking experience further. In-depth instruction with pin & tab registration techniques; using a press, materials and an emphasis on design and pre-planning will be offered. Ages 17 and up.

PR505 Advanced and Professional Intaglio Etching

With Holly Bird
Friday, 6 Week Class
9:00 AM - 12:00 PM
Tuition \$215
Lab Fee: \$35
Advanced, Professional only
Offered: Summer I, Summer II, Fall I, Fall II

Exploration of traditional, safe methods of etching using ferric chloride with copper plates. This Friday session is for students with drawing ability and considerable etching experience who may expand on more advanced techniques. The studio is equipped with both a large 36" and smaller 19" press along with a rosin box and spray paint area for aquatints. This is a traditional oil-based ink class with minimal solvent use.

WT386 Woodturning – Evening

With Art Worth Fall I and Bob Anderson Fall II
Tuesdays, 6 Week Class
6:00 PM – 9:00 PM
Tuition: \$215
Lab Fee: \$15
Cottage Campus located at 1141 Broadway Dunedin, FL 34698
All Levels Welcome!
Offered Fall I, Fall II

This class is designed for all levels of wood turning. Classes will include short demonstrations on technique, tool use and safety. Students can select items to make for personal use and gifts including pens, bowls, candlesticks, lidded boxes, bottle stoppers, etc. Classes have a limited size to permit coaching throughout your project. Lathes and basic tools are provided but you are encouraged to bring your own tools if you have them. Some wood will be provided but you can bring your own. Face Shield required for this course. Ages 17 and up.

WT371 Woodturning for Beginners

With Art Worth, Fall I, and Bob Anderson, Fall II
Wednesdays, 6 Week Class
9:00 AM – 12:00 PM
Tuition \$215
Lab Fee: \$15
Cottage Campus located at 1141 Broadway Dunedin, FL 34698
Levels: Beginner, Intermediate
Offered: Fall I, Fall II

This 6 week class is designed for the beginning wood turner. Classes include demonstrations on technique, tool use and safety. The first couple of sessions will focus on use of various tools and the techniques for using them. Tool control and safe practices are key to success. Students can select items to make for personal use or gifts including bowls, pens, etc. Classes have a limited size to permit coaching throughout your project. Lathes and tools are provided but you are encouraged to bring your own tools if you have them. Some wood will be provided, some for purchase or you can bring your own. Students usually take two or more beginner classes before moving to the intermediate class. A face shield required for this course. Ages 17 and up.



WT366 Woodturning – Intermediate

With Art Worth, Fall I, and Bob Anderson, Fall II
Thursdays, 6 Week Class
9:00 AM – 12:00 PM
Tuition \$215
Lab Fee: \$15
Cottage Campus located at 1141 Broadway Dunedin, FL 34698.
Levels: Intermediate, Advanced
Offered: Fall II

Students in the intermediate woodturning class will learn more advanced skills and the use of additional tools and equipment. Demonstrations on technique and tool use on more complex projects will be included. Students can select their project and review the process steps with the instructor prior to beginning the project. Class size is limited to permit coaching throughout your project. Lathes and tools are provided but you are encouraged to bring your own tools if you have them. Some wood will be provided, some for purchase or you can bring your own. A face shield is required for this course. Ages 17 and up.

WT379 Open Woodturning Studio

With Bob Anderson
Tuesdays, 6 Week Class
9:00 AM – 12:00 PM
Tuition \$95
Cottage Campus located at 1141 Broadway Dunedin, FL 34698.
Levels: Currently Enrolled Students Only
Offered: Fall II

An excellent opportunity for CURRENTLY ENROLLED woodturning students to work on projects outside of class time. No instruction is provided but a studio monitor will be available.



YOUTH and TEENS

The amazing offerings at DFAC are very circular in nature. Seeing original artwork in rotating gallery exhibits, taking classes/workshops related to media viewed in the galleries, exploring art concepts in the children’s museum based on fine art presented in the galleries, supporting artists through purchases in gift shop or from exhibits, expanding your horizons with artist lectures, events and socials. Where you enter the circle isn’t as important as being a part of the circle. I see smiling faces from children who visited DFAC via school tours. These same smiling faces move up through DFAC’s Summer Art Academy to eventually becoming student volunteers that help the younglings follow in their footsteps. These same children then decide to further develop their skills by taking classes after school. They continue on through youth art classes to the specialized Teen classes and up to the Adult offerings. Overall, it’s like a multi-multi- generational family that continues to complete the circle!

“if you don’t see a class that fits your schedule, a class may be created for at least 6 participants and contingent on studio/instructor availability.”

NOTE: These are drop off programs (except family classes). This means that the youth and teen classes are for their respective ages and not for adults/parents. This allows parents to “take a break”.



Shannon Pattee
Youth Education Director



Ashley Williams
Youth Education Coordinator

Check out 2026 DFAC ART ACADEMY SUMMER ART CAMPS

Starting JUNE 1 • Registration open FEBRUARY 2026–JULY 2026 • www.dfac.org



Family memberships receive 10% OFF youth and teen classes

YH100 Drawing for Kids

With TBD
 Monday: 3:45 PM – 4:45 PM
 Tuition: \$95
 Studio: A
 Materials Fee: \$5
 All Levels
 Sessions: Fall I, Fall II

Young artists will start out working with the basic shapes, then on to blind contour drawings, gesture drawings, still life and landscape drawings. Come explore how to capture the world with a variety of 2D materials! For new and continuing students, ages 7-12.



YH301 Mixin' It Up with the Mini-Masters

With Joy Ames
 Tuesday: 3:30 PM – 4:30 PM
 Tuition: \$95
 Studio: A
 Materials Fee: \$5
 All Levels
 Sessions: Fall I, Fall II

Hey Mini-Masters! Come on out and have some fun with painting, drawing, collage, sculpture and clay. Students will investigate famous artists and then create with a variety of media. Bring your imagination! For new and continuing students. Maximum 12 children. Ages 5-7.

YH400 Children's Clay Sculpture

With Jacqueline LaDrig
 Tuesday: 4:00 PM – 5:30 PM
 Tuition: \$100
 Studio: E
 Materials Fee: \$10
 All Levels
 Sessions: Fall I, Fall II

Hand-building clay class with strong emphasis on activities that develop imagination and inventiveness. Children develop manipulative skills and hand-eye coordination through slab, carving and coiling methods. For new and continuing students, ages 6 & up.

YH304 Sketch, Paint & Brush

With Joy Ames
 Tuesday: 4:30 PM – 5:30 PM
 Tuition: \$95
 Studio: A
 Materials Fee: \$5
 All Levels
 Sessions: Fall I, Fall II

All children are artists so come out, come out, wherever you are and explore with sketch, paint & brush! Students will create works of art based on paintings like Monet's garden and Van Gogh's sunflowers using paint, pencils, and pastels as they learn how to appreciate their own talent, think about art, and communicate their ideas visually. In teaching the young artist we want to spark their Imagination and increase their knowledge through 6 fun-filled hours of art and exploration with Ms. Joy. For new and continuing students, ages 7 -10.

YH307 Creative Painting, Drawing, Mixed-Media, & Clay

With Devon Jacques
 Wednesday: 5:00 PM – 6:00 PM
 Tuition: \$95
 Studio: A
 Materials Fee: \$5
 All Levels
 Sessions: Fall I, Fall II

Your young artist will love experimenting with different media and creating multiple art projects through painting, drawing, mixed-media, and clay! Ages 6-10.



YH401 Family Clay Night-Friday

With Steve Sikorski
 Friday: 7:00 PM – 9:00 PM
 Tuition: \$135
 Studio: E
 Materials Fee: \$10
 All Levels
 Sessions: Fall I, Fall II

Families can now explore the ishy gishy, squishy clay together! Join Mr. Steve as he guides you through the pinch, coil and slab methods of handbuilding clay. Also, try your hand at throwing on the wheel. This class serves as a fun, basic, artful overview of the ever-popular medium of clay. Dress for mess! Tuition and materials fee covers one adult and one child for 6 weeks! For new and continuing students, ages 6 & up. Maximum 6 pairs.

YH502 VR Painting for Kids – NEW!

With Emma Beatty
 Saturday: 1:00 PM – 2:00 PM
 Tuition: \$95
 Studio B2
 Materials/Lab: fee \$10
 All Levels
 Sessions: Fall I, Fall II

Explore the exciting world of Virtual Reality! In this class students will draw their favorite animal, dinosaur, flower, or character, then paint it with traditional 2D materials. After painting, students will then construct an abstract 3D wire model using wire and self-hardening clay. Finally, students will use headsets, laptops, and controllers to bring their subject to life in the Virtual Reality world. Bring a USB drive to save your final digital work of art. Ages 8 - 10 Maximum 6 students.



WORKSHOPS

W-YH625 Winter Break Bonanza Three Day Workshop

December 28th -30th

9:00 AM - 3:00 PM

Tuition: \$120

Studio A

All Levels

Sessions: Fall II

Come sample all your favorite mediums like pencils, charcoal, markers, oil pastels, watercolor, tempera and clay. Spend 3 days of creative enrichment while enjoying some great, artful "break" fun. Drop off 9:00am - Pick up 3:00 pm. Ages 7 - 10. Bring Lunch, snack and drink bottle. ID required for pick-up. Register by Dec.18.

W-YH607 Happy Halloween Clay Workshop

With Jacqueline LaDrig

Sunday, Oct 25th

1:30 PM - 3:00 PM

Tuition: \$65

Studio E

Materials fee \$10

All Levels

Sessions: Fall I

Create your very own Pumpkin or Skull from clay that hardens without firing. Decorate your creation for a long lasting holiday treasure. Create a haunted pumpkin patch with your family! Ages 8 and older, registration required for those who build their own clay creations. Must register by Oct. 16

W-YH608 Clay Gingerbread Houses

With Jacqueline LaDrig

Sunday, Dec 13th

1:30 PM - 3:00 PM

Tuition: \$65

Studio E

Materials fee \$10

All Levels

Sessions: Fall II

Create your very own dream gingerbread house from clay that hardens without firing. Decorate your "castle" for a long lasting holiday treasure. Create a village with your family! Children 6 and under need adult helpers, registration required for those who build their own clay gingerbread houses. Must register by Dec 4.

TN108 Fun-Damentals of Character Design, Development and Illustration

With Simeon Liebman
 Monday: 5:00 PM – 6:30 PM
 Tuition: \$105
 Studio: C
 Materials fee: \$5
 All Levels
 Sessions: Fall I, Fall II

Do you like creating and drawing your own characters? Does learning to draw characters from your favorite shows and games excite you? Then this is the class for you! We will be learning the fundamentals of character design and understanding the basics of drawing people. Have fun drawing your characters in manga, anime, and traditional styles, whichever you choose. In this class we will explore what makes a successful character, doing our best to create a new one from scratch or re-constructing an existing one. Using the fundamentals of drawing will help us develop our characters further. So come explore different styles of design as we create our very own memorable characters! Paper/pencils/colored pencils supplied. Students are welcome to bring their own sketch books, ink pens or Copic markers. For new and continuing students. Ages 11 – 16.



TN320 A Storyteller's Journey Through Creative Writing – New for Teens!

With Meaghan Ross
 Thursday: 3:30 PM-5:00 PM
 Tuition: \$105
 Studio: A
 Materials: Bring Notebook-Journal, Writing Utensils and/or Laptop-iPad
 All Levels
 Sessions: Fall I, Fall II

This 6-week creative writing and storytelling class encourages students to develop their narrative voice, craft compelling characters and complete an original short story or storytelling piece. Through a blend of structured lessons, imaginative prompts and peer sharing, students will walk away with a draft they are proud of and the tools to revise and share it. This class will also include a module on "Storytelling in the age of AI." Space limited to 10 students ages 12-17.

TN508 Fun with Film Photography for Teens – NEW!

With Lance Rothstein
 Wednesday: 4:30 PM-6:00 PM
 Tuition: \$105
 Studio: Darkroom
 Lab Fee: \$20
 All Levels
 Sessions: Fall I, Fall II

Escape the digital doldrums and discover pictures you can touch! You'll learn how to craft your own hand-made gelatin silver photographs using brand new, cutting-edge methods, and others more than 100 years old. This class will cover:

- How to load and use a film camera. (cameras provided for use during class)
 - Learning how to make a good exposure
 - Developing black & white film
 - Making proof sheets / contact prints
 - Learning which negatives will make the best prints
 - Using darkroom enlargers to make traditional silver-gelatin photographs.
- Ages 11 – 16. Maximum 8 students.




TN401 Wheel

With Jacqueline LaDrig
 Friday: 7:00 PM – 8:30 PM
 Tuition: \$105
 Studio: D
 Materials Fee: \$10
 All Levels
 Sessions: SII, Fall I, Fall II

Learn basic wheel throwing techniques while experimenting with underglazes, glazes and non-traditional materials added to clay. Individual expression is encouraged. Students will learn and be responsible for set up, operation and the clean up of their wheels. For new and continuing students. Ages 11-16.





DFAC STAFF

VOLUNTEERS are the heart of DFAC!

Opportunities are available in the Gallery Shop and at Special Events.

Look to our website for more information on joining the team at

www.dfac.org/get-involved/volunteer



STAFF

EXECUTIVE

Andrea Nalls
President & CEO

ADVANCEMENT & MEMBERSHIP

Meagan Heller
Development Director

Nicholas Friend
*Development Operations,
Assistant Director*

Nicholas Hodges
*Events & Donor Relations,
Assistant Director*

CURATORIAL

Danny Olda
Curatorial Director

EDUCATION & PROGRAMS

Deon Blackwell
Adult Education Director

Madeline Lundquist
Adult Education Coordinator

Shannon Pattee
Youth Education Director

Ashley Williams
Youth Education Coordinator

FACILITIES

Robert Hartman
Facilities Manager

Risallah Muwakkil
Facilities Assistant

FINANCE

Scott Hale
Vice-President Finance/CFO

Michelle Dorsi
Accounting Assistant

MARKETING

Cassy Combs
Communications Director

Carly McElveen
Marketing & Design Assistant

VISITOR SERVICES

Adrian Smith
Manager of Experiences

Valerie Mourousas
Assistant Manager of Experiences

Tara Oyer
Visitor Services Associate

Jessica Delargy
Gallery Shop Assistant

Emma Beatty
DLM Museum Assistant

BOARD OF TRUSTEES

OFFICERS

Board Chair – Susan Benjamin

Vice Chair – Ed Ziegler

Secretary – Karen Hauk

Treasurer – Robert Weskerna

Immediate Past Chair – Rachel Wood

BOARD MEMBERS

Holly Bird

John Freeborn

Emanuel Lelekis

Lael Giebel

Taylor Adams

Jonathan Barnes

Susan Siewruk (Sterling Society
Representative)

NON-VOTING MEMBERS

City of Dunedin Commission Liaison:
Commissioner Rob Walker

Mistine Dawe

Pinellas County Schools

Dr. Irwin Entel

Financial Advisor

Andrea Nalls

President / CEO

ADVISORY COUNCIL

Elizabeth Brincklow

Margaret Word Burnside

Chuck Dean

Kevin Donoghue

W. Thomas "Tom" Dugard, Jr.

Alan Feldshue

Bill Francisco

Hon. Maureen "Moe" Freaney

Susan Latvala-Powers

Jill Melkonian

Pam Pravetz

Dan Shouplin

Stephen Sika

Dianne Wheatley-Giliotti

Debbie White



Join the Giving Circles

The Circle of Giving is our annual leadership society dedicated to supporting the Dunedin Fine Art Center.

Circle of Giving members receive curator-led tours, invites to private events, program discounts, and more.

By joining the Circle, you enable the Dunedin Fine Art Center to bring exceptional arts and arts education experiences to people of all ages. Your support allows us to offer a wide variety of impactful visual arts education and outreach.

Take the next step—reach out to Meagan Heller, Director of Development, at meagan@dfac.org or 727-298-3322, ext. 234, to join the Circle of Giving today. Let's make a lasting impact on the arts in the Tampa Bay Region together!

- **Artist Circle**
\$1,500
- **Painter Circle**
\$2,500
- **Designer Circle**
\$5,000
- **Creator Circle**
\$7,500
- **Jeweler Circle**
\$10,000



EXHIBITION CALENDAR

SUMMER / FALL 2026

SUMMER 2026

5/29/2026 - 8/16/2026

underseers: Jason Lazarus

Entel Family Gallery

A solo-exhibition featuring new work from artist Jason Lazarus. A nod to the John Berger book of the same name, *Ways of Seeing* explores how the way we perceive art and each other is influenced by social, political and historical contexts.

Materiality: Jim Gigurtsis and Mike Cannata

Gamble Gallery

This exhibition pairs oil painting and ceramics in a shared exploration of material honesty. Both artists foreground the physicality of their mediums—paint as paint, clay as clay—while allowing forms to hover between representation and abstraction, slipping in and out of focus.

Futurology

Meta B. Brown and Rossi Galleries

The Dunedin Fine Art Center invites artists to submit work that explores thoughts on the future. From utopian ideals to uncertainty about the coming week and dystopian outlooks, we welcome artists to share artwork that expresses their own personal outlook on the future.

Out of Many, Still Many

Atrium Gallery

This group exhibition brings together figurative painters depicting everyday moments of friends, families, and quiet, lived experiences, across a wide spectrum of cultures and identities. Created in honor of America's 250th, the exhibition celebrates the nation's diversity as a source of strength, where distinct voices and traditions coexist, shaping a collective whole greater than its parts.

Impressions: Printmaking at the Dunedin Fine Art Center

Teaching Gallery

A group exhibition featuring work from the instructors and students of the Dunedin Fine Art Center's print classes. Impressions will showcase the creativity and attention to craft of our print department and the tight-knit group that



Holly Bird, Kathleen



Jim Gigurtsis, Pas de Deux

CALL FOR ENTRIES

calls the Art Center home.

FALL 2026

9/04/2026 - 12/24/2026

Lifespan

Gamble Gallery

A group exhibition of both 2D and 3D artwork that is designed to have a lifespan the length of the exhibition. Questioning assumptions about the posterity a work of art should have, Lifespan features artwork that falls apart, destroys itself, or disintegrates over the course of the three months the exhibition is on view.

Intimate Monument

Entel Family Gallery

Intimate Monument is a group exhibition that explores and shares in public mourning. The artwork looks at the impulse to creativity when mourning the death of loved ones—whether through a roadside memorial, a living room altar, or the practice of a visual artist—and the ways personal grief is distilled into one's community through art.

Legacy

Meta B. Brown, Atrium, and Rossi Galleries

A call to artists encouraging submissions investigating the idea of one's legacy. What do we want to leave behind? What are legacies that we've inherited? What are legacies we'd like to end? We encourage artists to explore this broad theme and submit art in any medium.

Quilters Crossing: Guiding Stars

Teaching Gallery

Work from the artists of the guild Quilters Crossing compose Guiding Stars, an exhibition that acknowledges the 250th anniversary of the United States through the language of quilting. Guiding Stars invites reflection on inspiration, direction, and the forces—personal or shared—that help guide us forward. Throughout history, stars have symbolized hope, navigation, and inspiration. Quilters are invited to interpret Guiding Stars literally or metaphorically. of the human face. From classical portraiture to abstraction, social commentary to personal identity, we welcome your interpretation of "Face Value" in all its meanings, metaphorical and literal. Guest Judged by Curator of Exhibitions at the Morean Art Center Amanda Cooper, cash prizes will be awarded.

Futurology

Exhibition opening
May 29, 2026

The Dunedin Fine Art Center invites artists to submit work that explores thoughts on the future. From utopian ideals to uncertainty about the coming week and dystopian outlooks, we welcome artists to share artwork that expresses their own personal outlook on the future.

- Guest Judged
- Cash Prizes awarded
- Open to artists working in any medium

Important Dates

- Entry form opens: April 1, 2026
- Entry form closes: May 12, 2026
- Notification of acceptance: May 14, 2026
- Artwork delivery to Art Center: May 18 and 19, 2026

Questions?

Email us at exhibits@dfac.org

Dunedin Fine Art Center Registration Policies

HOW TO REGISTER FOR CLASSES AND WORKSHOPS

Online: Visit our website at www.dfac.org and access our online registration system. Please make sure that you have signed up for an account with the new system before selecting your classes. Any membership discounts will only be applied after a login is created.

In Person: Please see Madeline Lundquist at the Adult Education desk for any specific questions regarding Adult Education, and Ashley Williams at the Youth Education desk for Youth Education questions.

Monday–Friday, 10am–4pm

The front desk is available for registration on the weekends.

Saturday and Sunday, 10am–2pm

By Telephone: Please call us at 727.298.3322, during our business hours. Please have your credit card and course number ready.

REGISTRATION POLICIES

To maintain the high quality of our programs, we require a minimum number of enrolled students. Therefore, the following policies are in place and must be followed.

Enrollment is limited and spaces are filled on a “first–paid, first–served” basis.

Students are responsible for obtaining and providing materials for classes unless otherwise indicated. Materials lists for all classes and workshops will be posted online at www.dfac.org or available directly from the instructor by request. Please make sure your contact information is correct before signing up for a class. All communications will come through the info we have on file.

Classes: Although, we offer specific programming especially for teens, students 17 years and up are eligible to take most adult classes. Session dates are posted in the online catalog and print catalog. Any fees due to an instructor are due the first day of the course.

Workshops: Workshops are offered for those who are unable to commit to a weekly class. They typically are offered on a 1/2–day, full day, 2–day or week–long basis. Tuition covers the cost of instruction for a specified date or dates. Any fees due to an instructor are due the first day of the workshop.

Cancellations, Refunds & Transfers: The Dunedin Fine Art Center reserves the right to cancel any class due to low enrollment without incurring obligations. If a class is cancelled, you may transfer to another class or request a full tuition refund. Refunds are only processed during the current session. If a class does not meet the minimum enrollment prior to the start date, it may be cancelled so please register early!

Withdrawals: Withdrawals from any class or workshop must take place one week before the first day of each session. A refund of the tuition less a \$25 administrative fee will be issued. Students withdrawing from any class or workshop after one week before the first day of each session will be issued a refund less the instructor’s compensation and the \$25 administrative fee.

Pro–rating: Pro–rating is not available for any course at DFAC. Classes are first come first served when paid in full before a session.

Emergencies: Emergency closing may occur in the event of severe weather conditions.

Make–Up Classes: Make–up classes will be scheduled if a class is cancelled by a DFAC instructor. If a student is unable to attend class for any reason, DFAC is not responsible to provide any additional make–up class or refund.

RELEASES

By registering for a class or workshop, you release the Dunedin Fine Art Center or any person or persons acting on its behalf from liability for any bodily injuries sustained, or for loss or damage of any personal articles while on the premises or while participating in any activity sponsored by the Dunedin Fine Art Center. Furthermore, you agree that in the event medical attention is required due to accident or illness, the Dunedin Fine Art Center shall, without accepting fiscal responsibility, seek such medical services as it deems necessary and appropriate through EMS/911 and/or local hospitals.

You will also allow the Dunedin Fine Art Center to take photographs and/or videos of you or your enrolled child/children to be used for DFAC promotional and archival purposes only.

NON-PROFIT STATUS

DFAC is a not–for–profit 501 (c) 3 community arts organization and we welcome students of all creeds and ethnic origins. Donations are accepted and welcome!

The Dunedin Fine Art Center is ADA compliant. 

Information in this catalog is subject to change without notice. For the most up to date information on courses at DFAC, please refer to the organization’s website at www.dfac.org.



WEARABLE ART

SATURDAY, AUGUST 22, 2026

6:00 PM – 9:00 PM

Art in motion. Story on the body.

Wearable Art at the Dunedin Fine Art Center transforms the runway into a living exhibition—where fashion, sculpture, and performance intersect. Artists push beyond traditional design, using the human form as both structure and narrative, creating pieces meant to move, shift, and be experienced.

Blending emerging and established voices, the event reflects DFAC's commitment to accessibility, innovation, and intergenerational creativity. Streamlined for impact while preserving its immersive energy, Wearable Art remains one of the Center's most dynamic presentations.



DFAC CON

SATURDAY, SEPTEMBER 12, 2026, 12:00 PM – 8:00 PM

Where art, fandom, and community converge.

DFAC CON reimagines the convention experience through an artistic lens—bringing together pop culture, visual art, cosplay, and storytelling in one immersive day. The Dunedin Fine Art Center becomes a space of exploration, where guests engage with panels, vendors, and interactive experiences that blur the line between creator and audience.

At its core, DFAC CON is about connection—bridging generations and disciplines through shared creativity and expression while expanding what a fine arts center can be.





Non-Profit Org.
U.S. Postage Paid
Tampa, FL
Permit No. 7067

1143 Michigan Blvd.
Dunedin, FL 34698

www.dfac.org

Tel. 727.298.3322
Fax 727.298.3326
e-mail: education@dfac.org

Hours of Operation
Mon–Fri 9am–5pm
Sat–Sun 10am–2pm

The DLM Children’s Museum
Mon–Fri 10am–5pm
Sat–Sun 10am–2pm

Palm Café
Mon–Fri 9am–2pm

There are designated disabled parking spaces near the entry and there is easy access to and throughout the Center and Palm Cafe. DFAC is a handicapped accessible facility.



DFAC is ADA compliant.



media
sponsors



Programs at the Dunedin Fine Art Center are sponsored in part by the State of Florida, Department of State, Division of Cultural Affairs, the National Endowment for the Arts, the Pinellas County Commission, and the City of Dunedin.