



GLADYS DOUGLAS SCHOOL FOR THE ARTS

# SUMMER/FALL 2025

studio art classes and workshops  
for children, teens & adults



KERRY STRATON WALZ

register now at [www.dfac.org](http://www.dfac.org)



www.dfac.org

Tel. 727.298.3322

Fax 727.298.3326

e-mail: education@dfac.org

**GALLERY HOURS**

Monday–Friday 10AM–5PM

Saturday–Sunday 10AM–2PM

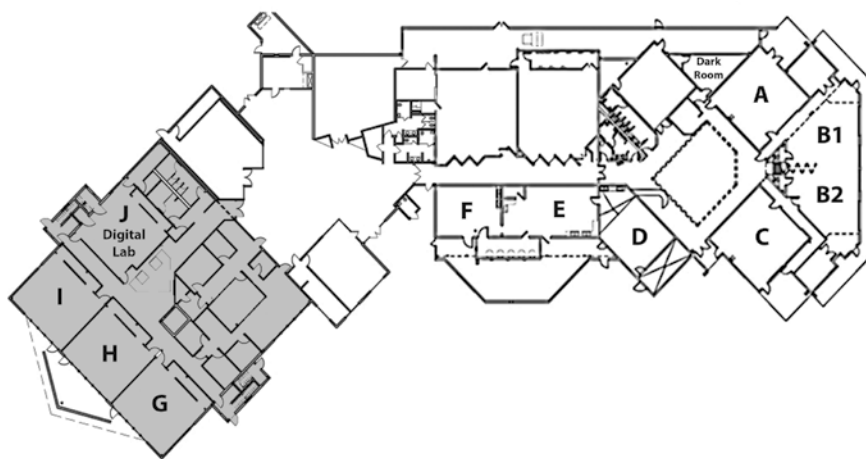
Evening hours limited to enrolled students.

There are designated disabled parking spaces near the entry and there is easy access to and throughout the Center and Palm Cafe. DFAC is a handicapped accessible facility.



# contents

- art management .....4
- art and wellness .....5
- calligraphy .....6
- clay .....8
- drawing .....10
- fiber arts.....12
- food arts.....13
- jewelry.....14
- mixed media .....16
- painting: acrylic .....17
- painting: oil .....18
- painting: optional media .....19
- painting: watercolor .....20
- pastels .....21
- photography .....23
- printmaking .....24
- woodturning .....25
- youth classes .....27
- teen classes .....29
- exhibition calendar.....32
- special events & call for entries .....33
- registration policies..... 34



## 2nd LEVEL STUDIOS



## MAIN CAMPUS MAP AND STUDIOS

DFAC has two locations. Please note your studio location.

- 1. MAIN CAMPUS - 1143 Michigan Blvd, Dunedin, FL 34698
- 2. COTTAGE CAMPUS - 1141 Broadway, Dunedin, FL 34698



Information in this catalog is subject to change without notice. For the most up to date information on courses at DFAC, please refer to the organization’s website at www.dfac.org.

# WELCOME!

## Our Champions!

Thank you for your support for DFAC. It is deeply appreciated, and we think of you as our DFAC Family. Our student body continues to grow yearly, and this is a testament to our faculty and facility, which is purpose built for teaching art. We are grateful when students become members, this allows us to develop a stronger relationship and share more information on upcoming programs and events. Also, it helps with keeping the programs affordable.

Our journey has been filled with plenty of successes and challenges, but our Mission has never changed from enriching lives through educational experiences in the visual arts.

DFAC is a charitable organization (501(c)3) founded by the Junior Service League (today, the Clearwater & Dunedin Junior League) in 1969 and opened with a 1,400 sq. ft. building in 1975. After 48 years, and several capital campaigns driven by need, where many donors from throughout our community generously gave, DFAC's main building is 40,000 sq. ft. along with the Cottage Campus, a 1921 bungalow on Bayshore Blvd., DFAC is one of the largest art centers in the southeast and our student body numbers over six thousand children, teens and adults.

Your participation at DFAC, as a member, a student, or an art lover visiting exhibits or attending an event, is inspiring and makes us strive harder for excellence. We are proud to be a part of this vibrant community, and often are told by residents and visitors alike that the art center is why they chose to come to Dunedin. We are glad that you are part of DFAC and hope that you will continue growing with us.

If you are interested in learning more about us, many of our educational and visitor services staff are able to help, or if you like please contact me, Andrea Nalls, President/CEO at [andrea@dfac.org](mailto:andrea@dfac.org) or call (727) 298-3322, ext. 223.

Hello and welcome to the Dunedin Fine Art Center. I am Deon Blackwell, the Adult Education Director here at DFAC. I have spent most of my life in the arts from music performance and fine art, to teaching for universities and working on my own studio practice. As a North Florida native, I chose to settle in the Tampa Bay area almost twenty years ago, and I have watched the Dunedin area evolve and prosper over the years. That is one of the most wonderful things about the Dunedin Fine Art Center - many people stay with us for decades, learning and growing in their practice and pushing the organization and themselves forward. I am proud to be included in this family that keeps improving the Tampa Bay area.

DFAC is a state-of-the-art facility, with 17 well-equipped studios at the Michigan Blvd location. Along with Painting, Drawing, Pastel, and Photography, the art center has dedicated studios for Jewelry, Clay, Fiber Arts, Digital Arts, Printmaking, and Food Arts. Our Cottage campus hosts Wood Turning and Stone Carving. Whether you are just a beginner, a dedicated hobbyist, or a professional artist, we have courses that you will enjoy.

DFAC employs over 50 beloved and highly qualified artists to teach courses. Many of our instructors are professional, award-winning artists with extensive teaching experience. Please allow our faculty to share their talents with you and show you how to unleash your creative potential. We are an inclusive community, and our facilities are fully accessible.

For questions about Adult Education classes, please contact Madeline Lundquist, Adult Education Coordinator or Deon Blackwell, Adult Education Director.

Information in this catalog is subject to change without notice. For the most up to date information on courses at DFAC, please refer to the organization's website at [www.dfac.org](http://www.dfac.org).



**Deon Blackwell**  
Adult Education  
Director



**Madeline Lundquist**  
Adult Education  
Coordinator

Members receive **10% OFF** adult classes



## Art Management

### W-AM101 Artwork Archive: Master Your Art Management

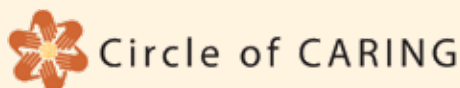
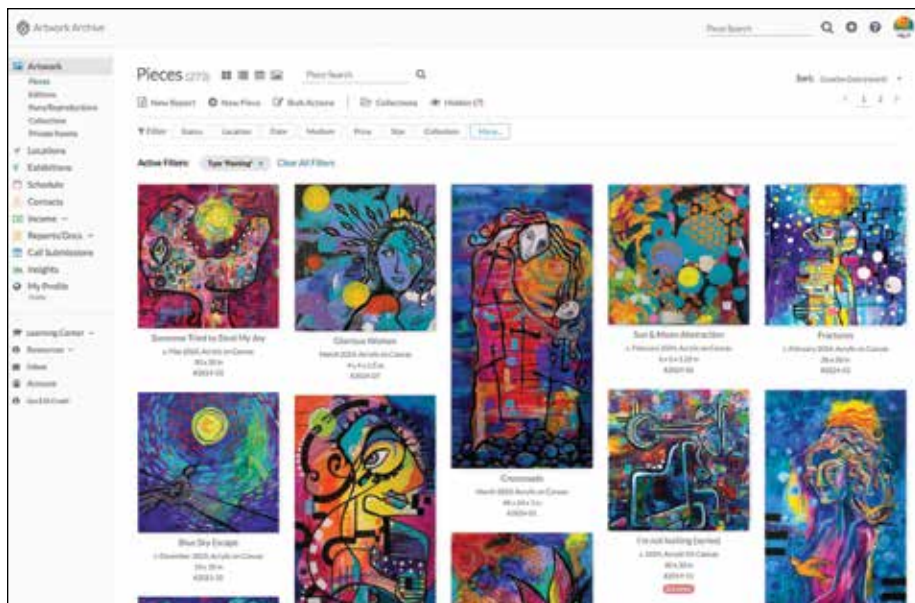
With Evelyn Dufner  
12:00 PM - 4:00 PM

Tuition \$120

Materials Fee: \$5

Offered: OCT 24, NOV 13, DEC 4

All Levels Welcome!, But some basic computer knowledge required  
Feeling overwhelmed by managing your artwork? This hands-on workshop introduces you to Artwork Archive, a powerful cloud-based software tool designed to streamline your collection! Learn to photograph your work, determine fair pricing strategies, and curate stunning online exhibitions. Discover how to generate presentation-ready cut sheets, labels, and portfolio pages. We'll even show you how to showcase your collection directly on your website and build a collector list. No prior experience necessary! Perfect for artists of all ages and skill levels.



## SCHOLARSHIP PROGRAMS

Through the generosity of our donors we are able to provide scholarships for youth, adults and veterans. Visit our website at <https://www.dfac.org/take-a-class/scholarships/> to access the guidelines and applications to access the following funds:

- Circle of Caring Scholarship Fund (Youth & Adults)
- Coral Hacker Youth Education Fund (Youth)
- Linda Joy Wilmore Education Fund (Youth)
- David Scales Veterans and Family Fund (Youth & Adults)
- Andy Von Eitzen Youth Scholarship Fund (Youth)
- Jessica Hamacher Fund (Youth)
- Rick Nelson & Dottie Scroggins (Youth)
- Clearwater for Youth (Title 1 Schools)

Scholarships are funded entirely by generous donors and supporters. If you would like to support any of our funds contact Aislinn Stone, Director of Development, 727-298-3322, ext. 234.

## PT368 Introduction to Japanese Sumi-e

With Noriko Kuehn  
Mondays, 6 Week Class  
1:00 PM - 3:00 PM  
Tuition: \$180  
All Levels welcome!  
Offered Summer I, Fall I

Discover the serene artistry of Sumi-e, the traditional Japanese art of ink painting. In this course, students will learn the fundamental techniques of this meditative art form that captures the essence of subjects with minimal, fluid brushstrokes. We begin by exploring proper brush handling, ink preparation, and essential brushstrokes known as the Four Gentlemen: bamboo, orchid, chrysanthemum, and plum blossom. These classical subjects help develop the precise brush control and confidence needed for more complex compositions. Throughout the course, students will learn to appreciate the vital role of negative space, the importance of gesture and movement, and how to achieve varying tonal qualities with ink. We'll also explore the philosophical aspects of Sumi-e, including the concept of capturing the spirit (qi) of a subject rather than creating a literal representation. Weekly demonstrations and hands-on practice will build toward creating complete compositions. By the end of the course, students will have developed the basic skills to create their own Sumi-e paintings and understand the principles that guide this elegant art form. No prior artistic experience is necessary. Supply List: A \$20 fee is paid directly to the instructor to cover cost of Sumi Ink, Japanese brush & some paper which the student keeps.



## PT371 Advanced Japanese Sumi-e: Mastering Spirit and Form

With Noriko Kuehn  
Wednesday, 6 Week Class  
1:00 PM - 3:00 PM  
Tuition: \$180  
Advanced  
Offered Summer I, Fall I

This advanced Sumi-e course delves deep into the sophisticated techniques and philosophical underpinnings of Japanese ink painting. Designed for experienced Sumi-e practitioners who have mastered the fundamental techniques, this intensive course pushes the boundaries of traditional practice while honoring its core principles. Students will explore complex subjects including dynamic landscapes (sansui-ga), birds in flight, human figures, and abstract expressions of natural phenomena such as wind and rain. Special attention will be given to composition (configuration), particularly the interplay between powerful focal points and subtle supporting elements that create compelling visual narratives. Prerequisites: Completion of Intermediate Sumi-e or equivalent experience. Portfolio review may be required by instructor. Supply List: A \$20 fee is paid directly to the instructor to cover cost of Sumi Ink, Japanese brush & some paper which the student keeps.

## AW115 Art Social Studio

With Anna Sandoval MAAT ATR  
Tuesdays, 6 Week Class  
1:00 PM - 3:00 PM  
Tuition: \$145  
Materials Fee: \$30  
All Levels Welcome!  
Offered: Summer I

This course will entail talking about creativity as a mean to socialize and make functional crafts/images or objects that each participant feels comfortable in doing or even sharing with the class. Each participant is invited to come with something to create/paint/embroider, sew, etc. This open-ended concept is to re-create a social forum where participants talk about a subject (usually suggested by the instructor) while tending to the individual creation at the same time. Participants are invited to demonstrate and talk about each artifact/creation and share/narrate the process.

## AW101 Art in Wellness

With Anna Sandoval MAAT ATR  
Tuesdays, 6 Week Class  
9:00 AM - 11:00 AM  
Tuition \$145  
Materials Fee: \$15  
All Levels Welcome!  
Offered: Summer II

This class will provide students with the creative tools to improve overall functioning and will aim to introduce relaxation techniques that focus on positive thinking, mindfulness, self-awareness, and growth. Using therapeutic approach focused on natural expression and mindful intention, participants will learn to utilize important and beneficial coping skills to enhance wellness. Students will use a variety of art methods such as drawing, painting, clay, collage, graphic art, crafts, and collages. No experience, artistic training, or artistic skills required. Art supplies provided. Ages 17 and up.



## AW107 Art in Wellness Part II

With Anna Sandoval MAAT ATR  
Tuesdays, 6 Week Class  
9:00 AM - 11:00 AM  
Tuition \$145  
Materials Fee: \$15  
All Levels Welcome!  
Offered: Fall II

This class will provide students with the creative tools to improve overall functioning and will aim to introduce relaxation techniques that focus on positive thinking, mindfulness, self-awareness, and growth. Using therapeutic approach focused on natural expression and mindful intention, participants will learn to utilize important and beneficial coping skills to enhance wellness. Students will use a variety of art methods such as drawing, painting, clay, collage, graphic art, crafts, and collages. No experience, artistic training, or artistic skills required. Art supplies provided. Ages 17 and up. Students are not required to take Part 1 before they take Part 2.



### W-AW109 From Frozen to Flowing

With Evelyn Dufner  
12:00 PM - 4:00 PM  
Tuition \$120  
Materials Fee: \$5  
All Levels Welcome!  
Offered: OCT 23, NOV 15, DEC 5

Break Creative Blocks and Find Your Artistic Groove. Tired of staring at a blank canvas or a half-written page? This workshop rekindles your artistic spark, whether you're a seasoned pro or a curious beginner. We'll ditch the "inner critic" and dive into playful exercises that crack open your creative blocks. Forget rigid rules and "go-to" styles - it's time to explore! The Instructor guides you beyond comfort zones, helping you rediscover the joy of experimentation and the thrill of stepping outside the box. It's not about perfection, it's about play. These mini-explorations become self-care rituals, nurturing your artistic spirit and leaving you feeling open, energized, and ready to create again. Join us and unlock the artist within - no matter where you are on your creative journey.

### W-AW111 It's Not the Busy world, It is the Busy Mind. Meditative Drawing Event

With Roberta Spain  
Tuition: \$75  
Materials Fee: \$5  
11:00 AM - 1:00 PM  
All Levels Welcome!  
Offered: SEPT 12, NOV 7

This is not just a drawing class, this may be your key to harmony! Meditative ornamental ink drawing is an ordinary activity that may bring you extraordinary results. I will share my 20+ years of experience in drawing as it always brings me peace and joy. I believe we can be the best versions of ourselves once we are feeling that total sense of harmony within, so let me share my technique with you! We will be meditating and drawing fascinating ornamental ink artworks that can help harness the inner harmony we all seem to forget we have. Good news is that the key is in your hands! Join me and be a part of this remarkable experience! All skill levels are welcome. The process is always simple and easy with my guidance. All supplies will be provided. I look forward to seeing you discover your calmness within while drawing your own masterpiece!

### W-AW108 Water Marbling With Acrylics on Glass Baubles Ornaments! Bursts of Colors & Designs!

With Peggy Wertheim  
10:00 AM - 12:30 PM  
Tuition: \$100  
All Levels Welcome!  
Offered: OCT 22, OCT 25, NOV 6, NOV 8, NOV 18, NOV 22

Fun, Easy and Inspiring! Yes, Marbling with acrylics on carriageeuan will inspire you with instant gratification and success! Peggy teaches Traditional Marbling techniques for you to create DECORATIVE GLASS BAUBLES ORNAMENTS. You will create 10 One-of-a-Kind Glass Beauties! A \$30 materials fee is paid directly to the teaching artist the day of the workshop. Bring your love of art, your creativity & your curiosity - everything else is included.



### W-PT372 Explore the Art of Japanese Sumi-e

With Noriko Kuehn  
1:00 PM - 3:00 PM  
Tuition: \$80  
All Levels welcome!  
Offered OCT 20

Experience the meditative beauty of traditional Japanese ink painting in this engaging 2-hour workshop. Perfect for both beginners and experienced artists, this session offers a taste of Sumi-e's elegant simplicity and profound artistic principles. The workshop begins with a brief introduction to the essential tools of Sumi-e: the brush, ink and special rice paper. Under careful guidance, you'll practice basic brushstrokes that form the foundation of Sumi-e painting. Supply List: A \$20 fee is paid directly to the instructor to cover cost of Sumi Ink, Japanese brush & some paper which the student keeps.

### W-PT373 Zen Brush Art and Meditation Workshop

With Noriko Kuehn  
1:00 PM - 3:00 PM  
Tuition: \$80  
All Levels welcome!  
Offered: OCT 22

Join a unique workshop that weaves together Zen meditation and intuitive brush practice. This session invites participants of all experience levels to explore the intersection of mindfulness and artistic expression. The workshop opens with a gentle guided meditation to cultivate present-moment awareness and release creative tension. You'll then learn to hold the brush with mindful intention, discovering how your breath and body movement naturally influence each stroke on the paper. No prior experience in meditation or art is necessary - simply bring an open mind and willingness to explore. Supply List: A \$20 fee is paid directly to the instructor to cover cost of Sumi Ink, Japanese brush & some paper which the student keeps.



## WORKSHOPS

### W-CG211 Calligraphic Drawing

With Margot Griffin  
10:00 AM - 1:00 PM  
Tuition: \$75  
All Levels Welcome!  
Offered: AUG 14

The principles of pointed pen calligraphy can be used to make wonderful, expressive drawings using a simple brush marker. This beginner-friendly art can be drawn with basic instruction long before one masters the basic strokes and learns a complete set of letterforms. This one day course provides a great introduction to the concept of pressure sensitive calligraphy with drawings echoing nature. All materials provided. Ages 17 and up.

### W-CG209 Bad Words in Pretty Lettering

With Margot Griffin  
6:30 PM - 8:30 PM  
Tuition: \$60  
Level: Beginner  
Offered: AUG 20, NOV 12

This beginner brush lettering class will go over the basics of modern calligraphy using brush pens and markers. Once students understand the fundamental strokes and how to combine them to form letters, the real fun begins! Feel free to BYOB to get those creative juices flowing and please be aware that this class will involve some light profanity. No experience or handwriting skills necessary. All materials provided. Ages 21 and up.

### W-CG210 Intro to Broad Edge Calligraphy

With Margot Griffin  
10:00 AM - 1:00 PM  
Tuition: \$75  
Level: Beginner  
Offered: SEPT 25

Students in this workshop will learn the essential principles of broad edge calligraphy used to write in classic hands such as Roman and Italic. We will start with basic strokes and move on to a full set of minuscules, majuscules, and numerals. Beginning with markers, we will cover the range of implements used in this style calligraphy, such as dip pens, brushes, and fountain pens. No prior knowledge or handwriting abilities are necessary! Ages 17 and up. All materials provided.



### W-CG205 Introduction to Pointed Pen Calligraphy

With Margot Griffin  
10:00 AM - 1:00 PM  
Tuition: \$75  
Level: Beginner  
Offered: OCT 25

In this 3-hour workshop, students will learn the difference between traditional broad edge and modern pointed pen calligraphy. Participants will use a range of pressure sensitive writing implements and learn the basic foundational strokes used in such hands as Copperplate, Spencerian, and modern brush lettering. We will cover the preparation, use, and care of both straight and oblique dip pens, nibs, and other necessary tools. No experience, training, or artistic skills required. All supplies will be provided. Ages 17 and up.

### W-CG112 Meditative Medallions

With Margot Griffin  
10:00 AM - 1:00 PM  
Tuition: \$75  
Level: Beginner, Intermediate  
Offered: OCT 22

Learn how to use pointed pen calligraphy as a mindfulness tool in this new beginner friendly class. Medallions are a beautiful way to practice your skills and let your mind wander while focusing at the same time. We will discuss common elements and how they interact to create a graceful design that's much more than the sum of its parts.

### W-CG113 Calligraphic Drawing HALLOWEEN EDITION

With Margot Griffin  
6:30 PM - 8:30 PM  
Tuition: \$60  
Level: Beginner  
Offered: OCT 28

Let's have some fun with this Halloween themed exploration of the basic principles of pressure sensitive calligraphy! Using brush pens, we will create cute and spooky designs that are perfect for this season, regardless of experience level.

### W-CG212 Copperplate Calligraphy

With Margot Griffin  
10:00 AM - 1:00 PM  
Tuition: \$75  
Level: Intermediate  
Offered: NOV 5

This intermediate level calligraphy course assumes prior knowledge of how to use a dip pen with a pointed nib, though students may also use a brush marker if preferred. Copperplate is a lovely, traditional hand that stems from English Roundhand and was popular in the 18th and 19th centuries. The contrast between elegant hairlines and gentle swells will take your calligraphy to a more formal level while preserving legibility. This hand-on class will use black or brown inks that may stain clothing.

### W-CG110 Broad Edge Scripts

With Margot Griffin  
10:00 AM - 1:00 PM  
Tuition \$70  
Levels: Intermediate, Advanced, Professional  
Offered: NOV 19

This workshop is a follow up to the introductory course and students should be familiar with how to use a broad edged nib to create curved strokes. We will learn how to properly lay out a hand and examine the differences between Italic, Roman, and Gothic minuscules. A comparison of selected majuscules will follow. Our goal will be to produce a simple quote on card stock.

### W-CG111 Watercolor Garden Level II

With Margot Griffin  
6:30 PM - 8:30 PM  
Tuition: \$75  
Levels: Intermediate, Advanced, Professional  
Offered: DEC 3

Students in this class will build on the floral painting skills they learned in the introductory workshop, starting with more complicated flowers and moving onto full page compositions. A general knowledge of how to use water color paints and some practice with variable pressure techniques is a good base for this class. All materials will be provided but feel free to supplement with your own supplies.





## Clay

### CL610 Throwing on the Wheel II

With Ira Burhans

Tuesdays, 6 Week Class

9:00 AM - 12:00 PM

Tuition: \$215

Clay Fee: \$25

Lab Fee: \$20

Levels: Advanced, Professional

Offered: Fall II

This class is for the student who has some experience on the potter's wheel. Students will work with the instructor to better understand different throwing techniques and work on their own ideas in class. Together we will explore the never-ending challenge and discovery of working in clay. Ages 17 and up.

### CL623 Learning to Throw

With Lee Anderson

Tuesdays, 6 Week Class

6:00 PM - 9:00 PM

Tuition: \$215

Clay Fee: \$25

Lab Fee: \$20

Levels: Beginner, Intermediate

Offered: Summer I, Summer II, Fall I, Fall II

This work-at-your-own-pace class covers the basic mechanics of throwing on the wheel, including preparing the clay, centering, shaping, trimming, and glazing. We also discuss firing techniques, including raku. The focus of the class is on practicing techniques, and students include those who have never worked with clay to those who are more advanced. Ages 17 and up.

### CL604 Clay FUN-damentals

With Lee Anderson

Thursdays, 6 Week Class

6:00 PM - 9:00 PM

Tuition: \$215

Clay Fee: \$25

Lab Fee: \$20

All Levels Welcome!

Offered: Summer I, Summer II, Fall I, Fall II,

Explore clay at your own pace in a relaxed atmosphere. Learn basic pottery skills, practice skills you already have learned, or try something new. Hand building and wheel techniques will be demonstrated as well as various surface treatments and firing techniques. Learn the basic do's and don't's of working in clay and from there, your imagination is the limit. Ages 17 and up.



### CL644 Exploring Forms

With Glenn Woods

Mondays, 6 Week Class

6:00 PM - 9:00 PM

Tuition: \$215

\$20 Lab fee

\$25 Clay fee

Intermediate Advanced

Offered: Fall II

This class is open to intermediate and advanced students who want to explore forms of their choice. I encourage you to bring photos or sketches of forms you wish to explore and we can go from there. Weeks 1 through 4 will be dedicated to throwing, trimming, and preparing your pieces for the glaze night, which will be on week 5. The glazes we will use in this class will be crystalline glazes. We will discuss methods of glaze application and preparing your bisque pieces for the crystalline glaze firing, we will also go over firing schedules and what happens during the firing at the various temperatures we use to grow the crystals. Week 5 will be dedicated to glazing and loading the kiln. Week 6 will be dedicated to removing the crystalline pieces from their risers and finishing the bottoms with diamond grinding discs. This session will conclude with a critique and discussion session reviewing glaze results - what worked well and what we should avoid in the future.

### CL112 Let's Play With Clay

With Sondra Elder

Wednesdays, 6 Week Class

1:00 PM - 4:00 PM

Tuition: \$215 (6 Week) \$180 (5 Week)

Clay Fee: \$25

Lab Fee: \$20

All Levels Welcome!

Offered Summer II (5 Week), Fall I, Fall II (5 Week)

Students will learn to bring the clay to life using techniques appropriate for their form and style. While most demonstrations will be done on the wheel, hand-builders are always welcome and will benefit tremendously from the demonstrations. Students may also work on their own independent projects. Intermediate and advanced students will learn refining techniques to help give their work a more professional look and feel. We will also cover preparation of the pieces for glaze firing - including CRYSTALLINE GLAZING. Of course, studio glazes and underglazes are always available. Students may also learn techniques for spraying colors, that are not normally achieved in high-fire oxidation, onto their work. Everyone is welcome to come have fun and create with us. Ages 17 and up.





## CL639 Surface Decoration Techniques For Pottery

With Maryann Charmoz  
 Wednesdays, 6 Week Class (4 Week class Summer II)  
 9:00 AM - 12:00 PM  
 Tuition: \$215 (\$145 Summer II)  
 Clay Fee: \$25  
 Lab Fee: \$20  
 All Levels Welcome!  
 Offered: Summer II (4 Week) Fall I, Fall II

This course will cover several techniques for decorating pottery. We will cover modern day Majolica, stenciling, painting with underglazes, wax resist, bubble painting, masking, slip trailing, sgraffito, flicking, sponging, using oxides for antiquing, and others. Students will make slab tiles and bowls out of slump molds to practice the techniques. Handouts will be provided that they can use for practice. These designs will cover circle-based, straight-line, square, dot and ball combinations as well as floral and leaf motifs. We will also touch on how to make stencils with the Cricut machine for use on pottery. Pottery beginners are welcome. The hand building done in class is very basic. Class will learn the techniques on tiles and slump and hump molds. More advanced students can bring in their wheel pieces if they so desire. For painting, all levels welcome but a general knowledge of painting and brush work is ideal. Ages 17 and up.

## CL640 Mastering Porcelain Paper-Clay

With Maryann Charmoz  
 Mondays, 6 Week Class  
 9:00 AM - 12:00 PM  
 Tuition: \$215  
 Clay Fee: \$25  
 Lab Fee: \$20  
 All Levels Welcome!  
 Offered: Fall I, Fall II

Do you know with paper clay you can: Join two pieces of bone dry paper clay to each other without a problem? Scoring is not necessary? 98% of repairs made with paper clay survive firing! Bone dry paper clay is STRONG! Rapid force drying is A-OK! And lots more... You will learn how to make paper clay from scratch and then explore all the wonderful ways it can be used to make lighter, thinner and more flexible pieces. We will dip textures in paper clay slip, drape paper-thin clay over balloons and construct vessels that would be far too difficult with regular clay! This is a hand-building class only and some basic knowledge of clay is required. Come experience the wonderful world of paper clay! Ages 17 and up. \*Please note: Students must be able to attend the first class of the session.

## CL634 Clay Exploration

With Jacqueline LaDrig  
 Wednesdays, 6 Week Class  
 6:30 PM - 9:30 PM  
 Tuition: \$215  
 Clay Fee: \$25  
 Lab Fee: \$20  
 All Levels Welcome!  
 Offered: Summer I, Summer II, Fall I, Fall II

A hand building clay class where the student will touch on extrusion, slab, coil and modular construction in clay. Students with prior knowledge in clay will have freedom to further their skills in making conceptual, decorative or functional art. Ages 17 and up.

## CL619 Wheel of Fortune (Evening)

With Jacqueline LaDrig  
 Thursdays, 6 Week Class  
 6:30 PM - 9:30 PM  
 Tuition: \$215  
 Clay Fee: \$25  
 Lab Fee: \$20  
 Levels: Beginner, Intermediate  
 Offered: Summer I, Summer II, Fall I, Fall II

This is an introductory class to the pottery wheel. Instructor provides step-by-step instruction and demonstrations to help you create functional clay objects. This class will cover the basics of wheel throwing, trimming, and glazing of functional forms. We will create mugs, bowls, plates, and more. Ages 17 and up.



## CL628 Wheel of Fortune

With Jacqueline LaDrig  
 Mondays, 6 Week Class  
 1:00 PM - 4:00 PM  
 Tuition: \$215  
 Clay Fee: \$25  
 Lab Fee: \$20  
 Levels: Beginner, Intermediate  
 Offered: Fall I, Fall II

This is an introductory class to the pottery wheel. Instructor provides step-by-step instruction and demonstrations to help you create functional clay objects. This class will cover the basics of wheel throwing, trimming, and glazing of functional forms. We will create mugs, bowls, plates, and more. Ages 17 and up.

## CL641 Unconventional Clay: Innovative Hand Building Techniques

With Maryann Charmoz (4 Week Course)  
 Thursdays, 4 Week Class  
 9:00 AM - 12:00 PM  
 Tuition: \$145  
 Clay Fee: \$25  
 Lab Fee: \$20  
 Intermediate, Advanced  
 Offered: Summer II

Dive deeper into the art of hand-building pottery with this unique course designed with creativity in mind. This course encourages you to explore new innovative forms, textures and techniques that will push the boundaries of traditional hand-building. There will be weekly demonstrations that will cover multi-pieced construction, darting, carving, and more. We will make amazing planters, mugs, bowls, lamps and so much more. If time permits, we will even cover how to make two piece press molds out of plaster. Join me for this fun and innovative class!

### DR135 The Sketchbook Series

With Bill Parker  
Wednesdays, 6 Week Class  
9:00 AM - 12:00 PM  
Tuition: \$215  
\*Meets at various locations  
All Levels Welcome!  
Offered Fall II

Using a sketchbook or a drawing pad for capturing points of interest. Using the science of observation, quick measurement and loose line to develop a sketch along with note taking and information that helps you remember the mood of the day. Included would be layout and design. Each page has something else to offer. Included will be tips on mastering a fine line illustration using graphite. We could utilize Weaver Cottage's beautiful setting and the Art Center for finished renderings. The end product could be a finished graphite illustration. And the start of a personalized sketchbook and the concept of making sketching part of your daily routine. Watercolor and pen and ink could be incorporated.

### DR125 Drawing Atelier

With Zoe Papas  
Saturdays, 6 Week Class  
10:00 AM - 1:00 PM  
Tuition \$215  
Levels: Beginner, Intermediate  
Offered Summer I, Summer II, Fall I, Fall II

An atelier is an art school focused on teaching classical drawing techniques. Atelier training has been highly sought after by prospective art students in recent years because it provides students with the skills they need to create realistic artworks. In this class, students will learn foundational drawing techniques that are commonly taught in ateliers. These techniques will help students to establish accurate proportions, simplify a subject, and understand value relationships. The instructor will provide personalized feedback to help each student grow. The instructor will also recommend resources to help students continue to learn outside of class. This class is for both beginning and intermediate drawing students. Students are considered beginners if they have not taken the Drawing Atelier class in the past. Beginning students will do master copies of Bargue plates as well as sculpture casts from life. Intermediate students will work on still-lives of their choosing. First time students will have materials provided to them for a \$30 fee paid directly to the instructor while returning students will bring their own supplies. Ages 17 and up.



### DR401 Basic Drawing

With Melissa Miller Nece  
Tuesdays, 6 Week Class  
3:30 PM - 6:30 PM  
Tuition: \$215  
Levels: Beginner, Intermediate  
Offered: Summer I, Summer II, Fall I, Fall II

Learn to draw anything by learning to see as an artist sees, with emphasis on the perception of contour, negative space, proportion and value. Excellent foundation for beginners, also sharpens experienced drawing skills. Improving your drawing skills is invaluable in all of your other creative pursuits. Based on "Drawing on the Right Side of the Brain" by Betty Edwards, this class develops your perceptual skills. Ages 17 and up.



### W-DR500 Zentangle: Relax, Draw, Explore Patterns

With Trish Pelletier  
12:00 PM - 4:00 PM  
Tuition \$100  
Material Fee: \$15  
Levels: All Levels Welcome!  
Offered OCT 22

In this workshop, we use Zentangle® and other art methods. In a "No Mistakes" environment, we relax and focus on the art principle of Pattern (repeating elements in our compositions). For the beginner, this builds self-confidence, strengthens muscle-memory, and helps nurture individual style. For the non-beginner, this offers help for artist's block and a "time-out" from the stress that often accompanies creativity. For everyone, it adds a new "palette" to be explored, employed, and enjoyed. Age 17 and up. Instructor will provide all supplies.

### W-DR111 Learn to Draw in 3 Hours

With Shawn Dell Joyce  
1:00 PM - 4:00 PM  
Tuition: \$100  
Levels: Beginner, Intermediate  
Offered: AUG 2, NOV 1

Perfect beginning drawing class for absolute novices! Learn what values are, and how to see/draw them, how light logic works, how to draw showing 5 values (several subjects), proportions of the head and rules of portraiture for full face and profile. Learn how to use tools, charcoal, pencil, erasers, and get some fun homework assignments that will help solidify your new skills! All Materials supplied by instructor.

### W-DR110 Drawing for Painters

With Shawn Dell Joyce  
1:00 PM - 4:00 PM  
Tuition: \$100  
Beginner, Intermediate  
Offered JUNE 7

Learn three ways that artists pre sketch their paintings and three methods of drawing that you can use every day. Learn to use the Rule of Thirds as a compositional device, and method of sketching. Learn how to sight-size and gauge measurement to draw from direct observation, and how to transfer your sketch or reference to your painting surface. All materials supplied.



**DR404 Colored Pencil for Everyone**

With Melissa Miller Nece  
Tuesdays, 6 Week Class  
12:30 PM - 3:30 PM  
Tuition: \$215

Levels: Intermediate, Advanced  
Offered Summer I, Summer II, Fall I, Fall II,

Neat, portable and inexpensive, colored pencils can be used for any style work, from rough sketches to finely detailed realism. Students experiment with color and techniques for a full range of special effects. Emphasis on developing an individual style through personal guidance from instructor and class discussion. Some background in drawing necessary. All new students receive a drawing pad and a special eraser. Ages 17 and up.



**Find that perfect gift!**

Offering unique items handcrafted by local artists.

Join the DFAC Family Today! Members receive a 10% discount all year.

**Please check [www.dfac.org](http://www.dfac.org) for Gallery Shop hours.**

Are you an artist yourself? We accept submissions of high quality artwork to be reviewed for consignment. Apply online at [www.dfac.org/visit/gallery-shop/](http://www.dfac.org/visit/gallery-shop/)







**W-FB113 Let's Hexi Together**

With Ritu Haldar  
 2 day Workshop Friday and Saturday  
 10:00 AM - 3:00 PM each day  
 Tuition: \$150  
 All Levels welcome!  
 Offered OCT 3 and 4

The elongated hexagon is one of my favorite shapes! It is the perfect canvas to indulge my love of art nouveau and art deco. This pattern is a blend of both flourish and grandeur in a unique presentation. This fusible and machine appliqué quilt pattern is perfect for an enthusiastic beginner or a lover of the art deco /art nouveau style. The pattern pieces have been reversed for your convenience. I love dark backgrounds. I invite you to play with color, hand dyed and ombré fabrics. All levels are welcome to have fun exploring fusible machine appliqué workshop! **Cost of Supplies: \$100** paid directly to the Instructor. It includes a kit (a choice - 1 of 2 color combinations Beige/ Magenta or Black/Blue batiks) with full sized pattern , all the fabric you need to make the quilt top , Heat and Bond Lite fusible web, ironing and cutting stations as well as surprises along the way.

**FB112 Exploring the Art of Applique**


With Ritu Haldar  
 Thursdays, 6 Week Class  
 1:00 PM - 4:00 PM  
 Tuition: \$215  
 Materials Fee: \$50  
 All Levels Welcome!  
 Offered Fall II

Step right up to the magical world of applique adventures! This beginner friendly journey will have you mastering the art of applique in a cozy, supportive setting. Dive into 6 sessions filled with pattern-making, technique exploration, and global inspiration. A kit fee of \$50 covers all the supplies you'll need so you can focus on unleashing your creativity!

**FB904 Mayan Back-Strap Weaving**

With Concepcion Poooy Coy Tharin  
 Mondays, 6 Week Class  
 2:00 PM - 5:00 PM  
 Tuition: \$215  
 Materials Fee: \$60  
 All Levels Welcome!  
 Offered: Summer II, Fall I

Learn the ancient Mayan art of back-strap weaving. Back-strap weaving is at once a delicate and beautiful art form, highly portable (you can tie it to any post, tree, or even a nail in the wall), and wonderfully diverse. With this form of weaving you can make original table runners, scarves, place mats, curtains, shawls, table clothes, and much more. Students will learn to warp the thread and set up a loom, and then to weave a small table runner with some traditional Mayan designs. The thread (many colors are available), loom, warping board, needle, back-strap, and tie cord are all included in the materials fee. Ages 17 and up. Please note this art form requires students to bend over a loom for extended periods.







The FOOD ARTS program at Dunedin Fine Art Center is operated in our 1400 sq.ft. teaching kitchen! Join one of DFAC's professional chefs for a creative FOOD EXPERIENCE!

Food Arts classes are hands-on unless specified as a demonstration. Students work together in groups of four with instruction from a professional chef to create delicious dishes! Please be prepared to stand for most of the class (up to 90 minutes). Please wear comfortable, closed-toed shoes and tie back long hair. DFAC provides aprons for students to use during class.

Visit [www.dfac.org/food-arts-classes/](http://www.dfac.org/food-arts-classes/) to see the Food Arts class schedule.



With Chef Robert  
Monday to Friday  
9:00am-2:00pm

Offering healthy & creative fare: coffee, salads, sandwiches and more. Vegan, vegetarian and gluten-free options are available.

Call for Take-Out:  
727-298-3322, Ext. 237



## Jewelry

### **JW223 Intermediate Metalsmithing**

With Stacy Perry  
Mondays, 6 Week Class  
10:00 AM - 1:00 PM  
Tuition: \$215  
Lab Fee: \$15  
Level: Intermediate  
Offered: Fall I, Fall II

In this Intermediate Metalsmithing class, students will be introduced to technique-based projects designed to increase confidence with the torch and expand and hone their jewelry fabrication skill set, with a focus on torch control and more advanced stone setting techniques like unusual bezel and tube settings. Basic metal fabrication skills are a must! This class builds on the skills learned in the introductory Fundamentals of Jewelry Fabrication I and II classes or equivalent and is appropriate for advanced beginner to intermediate metalsmiths. This is a limited entry class, so sign up early to ensure your spot. A \$15 materials fee is paid directly to the instructor. Additional materials may be purchased from the instructor or you may bring your own.

### **JW222 Intermediate Metalsmithing (Evening)**

With Stacy Perry  
Tuesdays, 6 Week Class  
6:00 PM - 9:00 PM  
Tuition: \$215  
Lab Fee: \$15  
Levels: Intermediate, Advanced  
Offered: Fall I, Fall II

In this Intermediate Metalsmithing class, students will be introduced to technique-based projects designed to increase confidence with the torch and expand and hone their jewelry fabrication skill set, with a focus on torch control and more advanced stone setting techniques like unusual bezel and tube settings. Basic metal fabrication skills are a must! This class builds on the skills learned in the introductory Fundamentals of Jewelry Fabrication I and II classes or equivalent and is appropriate for advanced beginner to intermediate metalsmiths. This is a limited entry class, so sign up early to ensure your spot. Ages 17 and up. A \$15 materials fee is paid directly to the instructor. Additional materials may be purchased from the instructor or you may bring your own.



### **JW221 Metal-Smithing - An Independent Jewelry Study for Advanced Students**

With Stacy Perry  
Mondays, 6 Week Class  
2:00 PM - 5:30 PM  
Tuition: \$215  
Lab Fee: \$15  
Levels: Advanced, Professional  
Offered: Fall I, Fall II

This is a guided independent studies class for the intermediate to advanced metalsmith student. A different skill set is focused on each semester, but you may bring in your jewelry projects or start something new! We'll troubleshoot both design and technique challenges and critique designs both one-on-one and as a group. This class is loaded with great bench tips and technical demonstrations to guide students through projects with success. Bring your own materials or you may purchase materials from the instructor. A \$15 materials fee, payable to the instructor, helps to defray the cost of miscellaneous supplies. Ages 17 and up.



### **JW104 Fundamentals of Jewelry Fabrication I (Afternoon)**

With Stacy Perry  
Tuesdays, 6 Week Class  
Time: 1:00 PM - 4:00 PM  
Tuition: \$215  
Lab Fee: \$15  
Level: Beginner  
Offered: Fall I

Refresh the fundamentals or learn from scratch! In this introductory 6-week metalsmithing class, you'll learn the fundamental skills of metal jewelry fabrication. Learn good studio habits while learning how to solder with a gas torch. Sawing, filing, using the flex-shaft, riveting techniques, finish work and other common bench and studio necessities are also included. All students will be following the same curriculum! You'll enjoy making and completing fun and unique jewelry projects in Sterling silver, copper and brass while learning the proper techniques necessary to help you build a solid foundation in the metal jewelry arts. Come explore your creative potential! This is a limited entry class, so sign up early to ensure your spot! After registering, a list of what to bring the first day will be sent to you about one week prior to the start date! A complete printed tutorial with step-by-step instructions and photos is provided for you to take home. Ages 17 and up. A \$120 fee will be paid to the instructor for the metals and supplies used in class.

### **JW105 Fundamentals of Jewelry Fabrication II**

With Stacy Perry  
Tuesday, 6 Week Class  
1:00 PM - 4:00 PM  
Tuition: \$215  
Lab Fee: \$15  
Levels: 2-3 Fundamentals of Jewelry Fab I or Equivalent  
Offered: Fall II

This class builds on the skills learned in Fundamentals Of Jewelry Fabrication This fun and interactive 6-week class further develops the skills you learned before. Learn to create a bezel and basic stone setting along with lots of demonstrations and hands-on work. You'll create beautiful pieces of jewelry while expanding and building your fundamental metalsmithing skills. All students will be following the same curriculum! A fee of \$125 paid directly to instructor covers all materials. Subject to precious metals market price. This is a limited entry class, so sign up early to ensure your spot! After registering, a list of what to bring the first day will be sent to you about one week prior to the start date! A complete printed tutorial with step-by-step instructions and photos is provided for you to take home.



## W-JW306 The Art of the Finish

With Stacy Perry  
10:00 AM - 4:00 PM  
Tuition: \$120  
All Levels  
Offered: NOV 15

The finish on a piece of jewelry can make all the difference between breathtaking and so-so. But how do you achieve that professional look? What exactly is "finishing"? When do I use my flex shaft? When is a buffer better? Why can't I tumble polish everything? If you never went to finishing school, now is your chance! In this one-day workshop, learn the steps of metal finishing and surface textures such as mirror polish, satin, tumbled, texture brushed, solder removal, etc. Discover ways to get different finishes using the flexshaft, tumbler, buffer or by hand. Learn the different buffs, abrasives, brushes, tricks and techniques to achieve your perfect finish! This is a hands-on class is a bit messy! Please bring an apron or old clothing (but no loose sleeves please) along with safety glasses and optical magnifiers if needed. Materials fee of \$20 paid to the instructor

## W-JW307 Spiral Clover Necklace

With Stacy Perry  
10:00 AM - 4:00 PM  
Tuition: \$120  
Levels: All Levels  
Offered: SEPT 27

Using only basic wire skills, you can finish this complex-looking but simply lovely necklace in only a day! You have a choice of creating your masterpiece from copper as shown or Sterling silver. In this one-day workshop, you'll learn to make beautiful spirals with simple hand tools and the tricks for creating consistent and matching components in wire. You'll also be introduced to 2-in-2 chain maille and how to create your own unique clasp! Some basic wire jewelry know-how is recommended, but not necessary. A complete printed tutorial with step-by-step instructions and photos is provided for you to take home. Materials fee of \$45 paid to the instructor for copper, \$145 Sterling silver.

## W-JW308 Spinner Ring Basics

With Stacy Perry  
10:00 AM - 5:00 PM  
Tuition: \$120  
Levels: All Levels Welcome  
Offered: NOV 29

In this fast-paced workshop, you'll create and finish one Spinner-style ring! Simple or elaborate; you may



feature one spinner or a few! For the more advanced student, you may wish to set a stone or two on your spinners. A selection will be available or you may bring your own tiny cabochons. Simple ring or band making incorporates a good number of basic jewelry fabrication skills such as sawing, fitting joints, filing, shaping, texturing, soldering and of course finishing and polishing. A perfect beginner project, but good for those with more experience too! A complete printed tutorial with step-by-step instructions and photos is provided for you to take home. Materials fee of \$75 paid to the instructor.

## W-JW147 Adult Jewelry Summer Camp - All Things Earrings

With Stacy Perry  
Monday through Friday  
10:00 AM - 4:00 PM  
Tuition: \$375  
Levels: Beginner to Intermediate  
Offered: JULY 21-JULY 25

This 5-day class focuses on the fundamentals of jewelry design and execution for all things earrings! With stones, without stones, posts, wires, Lever-backs or clip-ons...if you love earrings, then this five day class is the place to be! You'll be working in fine and Sterling and Argentium silvers. 24 karat gold Keum boo foil along with instructions of how to apply it will be available for those of you who wish to add a touch of gold to your earrings. You'll also take home fullcolor, information-packed tutorials for the week's projects. A complete tool list and optional materials will be sent a couple weeks prior to camp. However, all tools used during the week will be available for you to borrow during the camp, so there's nothing to buy except an apron, vision assist if applicable and a Sharpie marker with your name on it! Materials fee paid to instructor \$175.00.

## W-JW148 Adult Jewelry Summer Camp Beginners

With Stacy Perry  
Monday through Friday  
10:00 AM - 4:00 PM  
Tuition: \$375  
Levels: Beginner  
Offered: AUG 11-AUG 15

This 5-day class is for the advanced beginner and focuses on the

## Jewelry

fundamentals of jewelry design and execution. Studio habits, safety and design elements will be covered in detail. Perhaps you want to hone your basic skills in metal jewelry fabrication but a busy schedule keeps you from committing to a 6-week course. Or, you simply prefer a short, intensive metal jewelry class. If either of these describes you, then this five day class is the place to be! We'll focus on some of the most important basic metalworking skills such as sawing, soldering, filing, texturing, hammering, setting cabochons in bezels and finish work. As you learn the proper techniques to help you build a strong foundation in the metal jewelry arts, you'll make fun and unique jewelry such as a spinner-style ring, earrings featuring bezel-set cabochons and a multi-linked bracelet. You'll also take home a full-color information-packed booklet complete with tutorials for the week's projects. You'll be working in copper, fine and Sterling silvers. A complete tool list will be sent a week prior to camp in case you wish to use your own. However, all tools used during the week will be available for you to borrow during the camp, so there's nothing to buy except an apron, vision assist - if applicable - and a Sharpie marker with your name on it! Materials fee paid to instructor \$150.00

## W-JW269 A Great Combination: Metal Smithing and Metal Clay for Jewelry Making

With Barbara Rivolta and Gail Thayer  
10:00 AM - 1:00 PM  
Tuition: \$100  
Levels: Intermediate, Advanced, Professional  
Offered: NOV 7

This class is for those who would like to stretch their skills in metal clay and/or metalsmithing. Combining metal clay elements with metal-smithed pieces allows jewelry makers to more easily incorporate molded or highly textured elements into their jewelry. Knowing basic metal smithing techniques allows metal clay jewelry makers to more easily set non-fireable stones, add structural support, and incorporate pre-formed shapes in a design. Learn to solder or improve your soldering skills by making a shaped link bracelet with soldered-on molded metal clay charms and a metal clay toggle clasp. A lovely, sculpted metal clay pendant with soldered bezel set with a non-fireable cabochon will take you through several metal clay techniques. All levels welcome.

### MM360 Fine Art of Collage & Assemblage With Cheryl Schwartz

Wednesdays, 6 Week Class

1:00 PM - 4:00 PM

Tuition \$215

Material Fee: \$25

Levels: All Levels

Offered: Fall I, Fall II

Introduction to collage. Learn how to create 2D collage works using a variety of materials. Student produced papers will be included in the collages. These will include gel printing including botanicals, using alcohol inks, and combining acrylics with found objects and ephemera. This is a fun and relaxed class where students can create an assortment of collages that they will be delighted with. Ages 17 and up.



### W-MM393 Four Legged Friend Paper Mache

With Joyce Curvin

1 PM - 4:30 PM

4 WEEK WORKSHOP

Tuition: \$300

Material Fee: \$30

Level: Beginner

Offered: 4 Mondays OCT 6,13,20, and 27

Design a dog, fashion a feline or any four legged friend and "bring it to life" with paper mache. Students will use a variety of recyclable materials including plastic bottles, cardboard and newspaper to create an animal's body shape, then add layers of paper mache, embellishments and paint to create their very own "Art-Official Pet". During the process, we'll explore a variety of techniques, textures and recipes in paper mâché. Materials fee covers all needed supplies. This workshop meets for 4 Mondays. Ages 17 and up.

## David Scales Memorial Awards for Veterans and Families



The David Scales Veterans and Family Fund (DSVFF), offered through the Dunedin Fine Art Center, is an art awards program named in honor of the late David Scales. A valiant servant to his country and community he served nearly 32 years in the United States Army. Enlisted at age 17, he served several combat tours in Korea and Vietnam and retired as a full colonel. David was also a devoted member of the Dunedin Fine Art Center. The purpose of this fund is to continue David's ardent legacy. The DSVFF offers a unique and all-inclusive opportunity to local veterans and family members who feel called to make art and make their distinctive stories be heard. It's the intent of the Dunedin Fine Art Center and Julie, surviving wife of David Scales

and founder of the Veteran Awards program, that the fund be utilized as means to connect veterans and families to DFAC's vibrant art community and prestigious art education program.

The DSVFF is available to all active duty, reservists, retirees, veterans, and their immediate family members of the armed forces. Scholarships are offered in all classes and workshops and the cost varies upon the class chosen. When DFAC makes a DSVFF award, we grant full tuition as well as a materials stipend.

Visit [www.dfac.org/veterans](http://www.dfac.org/veterans) for more information and to apply. If you would like to donate to the fund, please contact Aislinn Stone at (727) 298-3322, ext. 234.



## WORKSHOP



### **PT477 Art & Soul of Landscape Painting**

With Karen Baker  
Wednesdays, 6 Week Class  
1:00 PM - 4:00 PM  
Tuition: \$215  
Intermediate, Advanced  
Offered: Summer I, Summer II, Fall I, Fall II

Bring your passion for landscape painting to new heights in this guided, open studio, all media class. Using your own reference materials, learn how to identify and convey the essence of your landscape subjects. Respond to your subjects by interpreting vs. copying. Develop more intuitive, spontaneous ways of seeing. Paint with greater emotion and purpose. Additional topics include composition and design, color exploration, qualities of light and shadow, value contrasts, edge control, aerial perspective, and how to successfully depict the elements of sky and water. Students should be familiar with their chosen medium.

### **PT370 Intuitive Acrylic Painting**

With Linda Feinstein  
1:00 PM - 4:00 PM  
Monday or Tuesday  
Tuition: \$215  
Materials fee: \$10  
All Levels  
Offered: Summer I, Fall I, Fall II

This class is designed to bring back joy, ease, and playfulness to your creative process through intuitive painting. You'll tap into your intuition through guided prompts and exercises designed to reveal your true creative self. Together, we'll explore a variety of tools and techniques, allowing you to develop your own unique artistic style. Activating your canvas and responding intuitively to its energy will be central to this transformative process. There is no experience needed! Mondays are geared toward those who are new to the intuitive painting process, and attendance in the first class is required.


### **W-PT803 Colorful Pet Portraits**

With Shawn Dell Joyce  
1:00 PM - 4:00 PM  
Tuition: \$100  
All Levels Welcome!  
Offered: JULY 12, OCT. 25, DEC. 13

Learn an interesting approach to making a colorful and realistic pet portrait! Your canvas will be pre-sketches (email a photo a week in advance to [shawndelljoyce@gmail.com](mailto:shawndelljoyce@gmail.com)) then follow along, step-by-step with instructor on how to use a "paint by numbers" approach, and mix colors based on primaries. Perfect beginners class, or a new technique for experienced painters! Fun and fast paced class, leave with a finished 12" square acrylic on canvas pet portrait. Supply list: all materials supplied-please email a photo of your pet (remember it will be cropped to a square, just the head and shoulders) to [shawndelljoyce@gmail.com](mailto:shawndelljoyce@gmail.com)







### **PT470 The Realistic Portrait in Oils & Pastels**

With Markissia Touliatos  
Wednesdays, 6 Week Class  
9:00 AM - 12:00 PM  
Tuition \$215  
Model Fee: \$40  
Levels: Beginner, Intermediate  
Offered: Summer I, Summer II, Fall I, Fall II

In this class, you will learn the fundamental principles of portrait painting from life using direct painting methods. We will concentrate on proper proportion, values, skin tones, and getting a likeness. The instructor will give step-by-step demonstrations and lots of individual instruction from how to begin the initial drawing through mixing beautiful skin tones and atmospheric backgrounds. We will have two models for three weeks each. Ages 17 and up.



**Members  
receive  
10% OFF  
adult  
classes**

### **PT479 Painting the Portrait or Still Life**

With Markissia Touliatos  
Wednesdays, 6 Week Class  
1:00 PM - 4:00 PM  
Tuition: \$215  
Intermediate Advanced  
Offered: Summer I, Summer II, Fall I, Fall II

In this intermediate class you will explore several different approaches to perfecting your painting skills in portraiture and still life using pastel, charcoal or oils. You'll learn how to create beautifully accurate portraits from photographs. Students may also opt to paint from a still-life of various objects and learn how to paint flowers and shiny surfaces like brass and silver. We will focus on color mixing, tonal values, edges, and accurate drawing. Ages 17 and up.

### **PT484 Color, Light, and Form**

With Anders Fernbach  
Thursdays, 6 week course  
1:00 PM - 4:00 PM  
Tuition: \$215  
All Levels Welcome!  
Offered: Summer I, Summer II, Fall I, Fall II

In this course, students will learn the language of color in an easy to understand, objective format. This will greatly aid in their ability to describe and mix any color, and to maintain control of their palette. In short, we'll be discussing practical color theory for painters that can be used in everyday painting scenarios. We will also cover "light logic", or the effect that light has in revealing form of any kind. Subject matter is open to the individual student, as portraiture, still life, and landscape all use the principles covered in this course. For practical purposes, students will work from hard copy photographs or screen images from a laptop or iPad during class hours. Since concepts covered in this course are fundamental, it will be equally useful for beginners, intermediate, and advanced artists alike. Concepts will be presented to the class as a whole, and then individual attention will be tailored specifically to each student.



**WORKSHOP**

**W-PT211 Oil and Water and Colored Pencil - Oh My!**

With Melissa Miller Nece  
2 Day Workshop  
10:00 AM - 4:00 PM  
Tuition: \$245  
Lab Fee: \$15  
All Levels Welcome!  
Offered Dec 6-7

Start a colored pencil drawing with oil paint! Underpainting with a single color of oil paint is a great base for color drawing. The underpainting quickly establishes the value structure and provides a unifying base for colors on top. Using water-soluble oil paints on paper that takes paint as well as colored pencils makes this method very practical. If you can color, you can do this – no painting experience necessary! Paint and paper are provided. A choice of subject outlines with color references will be available, or you can bring your own reference to transfer to the paper.



**PT458 Open Painting Night**

With Melissa Miller Nece  
Thursdays, 6 Week Class  
7:00 PM - 10:00 PM  
Tuition: \$215  
All Levels  
Offered: Summer I, Summer II, Fall I, Fall II

Improve your skills in technique, composition and concept. Individualized instruction to develop your own style of painting in acrylics or oils. (Colored pencil and other media accepted with instructor's permission). Choose personal subject matter, explore composition and color theory, solve painting problems. Drawing experience recommended. Ages 17 and up.

**PT459 Open Painting Day**

With Melissa Miller Nece  
Fridays, 6 Week Class  
9:00 AM - 12:00 PM  
Tuition: \$215  
All Levels Welcome!  
Offered: Summer I, Summer II, Fall I, Fall II

Improve your skills in technique, composition and concept. Individualized instruction to develop your own style of painting in acrylics or oils. (Colored pencil and other media accepted with instructor's permission). Choose personal subject matter, explore composition and color theory, solve painting problems. Drawing experience recommended. Ages 17 and up.

**PT435 Spinning: The Art of Creating from Subconscious**

With Robert Sutherland  
6 Week Class  
Mondays (Summer I, Summer II)  
Tuesdays (Fall I, Fall II)  
1:00 PM - 4:00 PM  
Tuition \$215  
Level: Intermediate  
Offered Summer I, Summer II, Fall I, Fall II

"Spinning" will release Art from your subconscious, create discipline in pallet, and challenge your skills of imagination. A very relaxed class, you may even use this class as a open studio for your own work. Ages 17 and up.





### **PT579 Beginning Watercolor**

With Kerry Stratton Waltz

Thursday, 6 Week Class

12:30 PM - 3:30 PM

Tuition \$215

Levels: Beginner, Intermediate

Offered: Summer I, Summer II, Fall I, Fall II

New to watercolor? This class will lead you through everything you need to know to get started in watercolor. We will complete a painting each week that will focus on basic techniques and explore a variety of subject matter. No prior experience needed, just a few supplies and a desire to have FUN! Ages 17 and up.

### **PT583 Creative Techniques in Watercolor**

With Kerry Stratton Waltz

Fridays, 6 Week Class

12:30 PM - 3:30 PM

Tuition \$215

All Levels Welcome!

Offered: Summer I, Summer II, Fall I, Fall II

This class will focus on using experimental techniques to create special effects in watercolor. We will focus on color theory, strong composition, value control and unique techniques to create strong paintings. We will be using a variety of watermedia materials such as; gouache, acrylic, gesso and water-soluble inks, pencils and crayons. No experience is needed but must have a desire to experiment.

### **PT582 Intermediate Watercolor**

With Kerry Stratton Waltz

Mondays, 6 Week Class

9:00 AM - 12:00 PM

Tuition: \$215

Levels: Intermediate, Advanced

Offered: Summer I, Summer II, Fall I, Fall II

Enjoy all the wonderful creative techniques that are unique to watercolor: how to control wet-into wet washes and use those creative techniques to express your subject. We will learn how to plan for success by using the elements of design, color theory and painting plans. Emphasis will be on how to loosen up with wet into wet watercolor. There will be daily demonstrations and plenty of individual attention. Ages 17 and up.



### **W-PT801 Watercolor Garden**

With Margot Griffin

Tuition \$80

Levels: Beginner, Intermediate

Offered: SEPT 10

This beginning watercolor class will focus on learning brush strokes common to several leaves and flowers. We will explore various methods of color blending and ways to achieve texture. Loose florals are perfect for both anyone new to watercolor and those with some experience. All materials provided but you are welcome to bring your favorites, too!

### **W-PT578 Wet Watercolor**

12:30 PM - 3:30 PM

Tuition: \$90

All Levels Welcome!

Offered: JUNE 21, JULY 12, AUG 2,

SEPT 20, OCT 11, NOV 15, DEC 13

This one-day workshop will explore all the wonderful creative techniques that watercolor offers. Demonstrations, individual attention, and classroom discussions that will help you create loose, impressionistic and expressive watercolors. We will learn how to plan for success by using the elements of design, color theory, and making painting plans. Enjoy the liquidity and spontaneity of watercolor. Ages 17 and up.

### **W-PT597 One Day Watercolor**

12:30 PM - 3:30 PM

Tuition: \$90

All Levels Welcome!

Offered: JUNE 7, JULY 26, AUG 16,

SEPT, OCT 4, NOV 1, DEC 6

This class is a brief introduction to watercolors for beginners. No prior experience needed, just a desire to have fun. We will finish a painting that you can take home. We will even supply all the materials so you can try watercolor techniques before investing in supplies. Ages 17 and up.



## PA113 Pastels: Unlocking Creative Potential

With Betsy Glass  
Thursdays, 6 Week Class  
1:00 PM – 4:00 PM  
Tuition \$215  
Level: Beginner, Intermediate  
Offered: Fall I, Fall II

Discover the vibrant and expressive world of pastels in this beginner friendly course designed to ignite your creative potential. In this class you will explore the unique qualities of soft and hard pastels while learning essential techniques for blending, shading, and layering. Through hands on projects, students will develop their skills in bringing landscapes, still life's, and abstract art to life. Ages 17 and up.



## PA101 Let the Journey Begin: Beginning Pastels

With Brenda Mattson  
Wednesdays, 6 Week Class  
1:00 PM - 4:00 PM  
Tuition \$215  
Level: Beginner  
Offered: Fall I, Fall II

Calling all beginners who are eager to express themselves in the world of pastels! This six-week class will provide a clear path on how to move forward with your journey into pastels. During this course, you will learn about the best choice of hard, medium and soft pastels and how to match the correct substrate for your artwork. You will learn about establishing color palette, layering, blending, composition, texture, pastel color mixing, and more. Ages 17 and up.





### W-PA117 It's Too Warm, It's Too Cool ... It's Just Right

With Lorraine Potocki  
1:00 PM - 4:00 PM  
Tuition: \$110  
Levels: Intermediate, Advanced  
Offered: OCT 7

See the dramatic difference temperature changes can make by painting in all warm colors with just a bit of cool and painting in all cool colors with just a touch of warm. It can make all the difference in the feeling of the finished painting. Instructor demos and lots of personalized instruction will bring warm smiles to this cool class. Bring the pastels, hard and soft, that you like to work with. I prefer UArt 400 sanded pastel paper. You can work in any size you are comfortable with—no smaller than 9 X 12. Bring your own photo references, any subject matter

### W-PA114 Let's Compliment the Complements

With Lorraine Potocki  
1:00 PM - 4:00 PM  
Tuition: \$110  
Levels: Intermediate, Advanced  
Offered: OCT 28

You'll paint a series of pastel paintings using only complementary colors. Learn how you can use a minimum number of pastels to achieve the darkest darks and the lightest lights with maximum results. Compliments will abound when complementary colors astound. Bring the pastels, hard and soft, that you like to work with. I prefer UArt 400 sanded pastel paper. You can work in any size you are comfortable with—no smaller than 9 X 12. Bring your own photo references, any subject matter.

### W-PA115 How do I Underpaint thee? Let Me Count the Ways

With Lorraine Potocki  
2 DAY Workshop  
Time: 1:00 PM - 4:00 PM  
Tuition: \$220  
Levels: Intermediate, Advanced  
Offered: DEC 2-3

Starting a pastel with an underpainting gives you a roadmap of shapes, values, temperatures, and color. Learn a variety of underpainting techniques in these two ½ day workshops. On Day 1, we'll begin counting the ways we can underpaint by doing a series of studies using underpainting with a dark color, pastel and alcohol, an overall warm color, and Art Graf or watercolor. On the next day, Day 2, you'll select the underpainting technique you enjoyed the most and paint a larger pastel. Will underpainting take you to the depth and breath your soul can reach? I guess you'll just have to take the workshop to find out.



### W-PA111 Pastel Techniques

With Shawn Dell Joyce  
1:00 PM - 4:00 PM  
Tuition: \$100  
Levels: Beginner, Intermediate  
Offered: JULY 26, OCT 4

Learn how to scumble, use linear strokes, daubing and dusting to create a single painting. Start with an underpainting using an alcohol wash, then build up layers using each technique, one at a time. Get handouts showing each technique and practice before applying it to your painting. Fun and step-by-step process, finish a painting and learn new skills!

### W-PA113 Painting Palm Trees in Pastels

With Shawn Dell Joyce  
6:00 PM - 9:00 PM  
Tuition: \$100  
Levels: Beginner, Intermediate  
Offered: JULY 25

Follow along step by step using pastel to create palm tree paintings that look colorful and realistic. Learn perspective tips and value studies to help you approach the subject on your own. Make a single painting and several studies during workshop.

### W-PA116 Painting Waves in Pastel

With Shawn Dell Joyce  
1:00 PM - 4:00 PM  
Tuition: \$100  
Levels: Beginner, Intermediate  
Offered: JUNE 21

Want to paint beautiful beach scenes? Learn the rules of perspective that make your waves look real and create an illusion of depth. Follow along step-by-step with pastel artist Shawn Dell Joyce to create your own pastel wave masterpiece. Make a finished painting of waves to take home.

Members receive  
**10% OFF**  
adult classes



## WORKSHOP



### W-PH207 Photo Safari

With Leslie Joy Ickowitz

10:00 AM - 12:00 PM

Tuition \$45

All Levels

Offered: OCT 28 Dunedin, DEC 9 Tarpon Springs

Bring your camera phone or bring your DSLR, because the best camera is always the one you have on you! Join this two-hour walking Photo Safari along Main Street in downtown Dunedin, or along the Sponge Docks in Tarpon Springs (see session date for meeting location) where we will each take pictures of whatever attracts our curious eye. We will focus on using available light, capturing creative compositions, and inspiring fresh ways of looking at scenes and surroundings to make interesting photographs. No experience or fancy equipment necessary. Wear comfortable shoes. Ages 17 and up. Please see session date for meeting location.

Dunedin meet location: The courtyard adjacent to the Black Pearl of Dunedin—315 Main Street  
Tarpon Springs meet location: Adjacent to Sponge diver Supply—693 Dodecanese Blvd.

### PH106 Exploring Film Photography & Darkroom Techniques

With Lance Rothstein

Wednesdays, 6 Week Class

6:30 PM - 9:30 PM

Tuition: \$215

Lab Fee: \$25

All Levels Welcome!

Offered: Summer I, Summer II, Fall I, Fall II

Whether you're new to film photography or just want to refine your skills, this class will help unlock the magic that can be created using traditional film camera and darkroom techniques. Escape the digital doldrums and explore the vast world of tangible imagery, crafting your own hand-made gelatin silver photographs using brand new, cutting-edge methods, and others more than 100 years old. This class will cover: Selecting and using a film camera. (Cameras can be rented from instructor if you don't have one) Learning how to make a good exposure Developing black & white film Making proof sheets / contact prints -Learning which negatives will make the best prints -Using darkroom enlargers to make traditional silver-gelatin photographs

### PH114 Camera Flash & Studio Lighting

With Robert Rostick

Mondays, 6 Week Class

3:00 PM - 6:00 PM

Tuition: \$215

All Levels Welcome!

Offered: Fall I, Fall II

On Camera Flash & Studio Lighting This class will teach you about the use of on camera external flash, remote flash and the use of continuous lights in and out of the studio. If you are interested in portraits, fashion, people or event photography using supplemental lighting and modifiers, this is the class for you. You will need an external portable flash or two, a remote trigger (not required), camera to attach the flash unit and lots of curiosity about how light works. External flash, flash trigger (not required), or any studio lights you may already own.



### PH112 Introduction to Digital Photography

With Robert Rostick

Tuesdays, 6 Week Class

3:00 PM - 6:00 PM

Tuition: \$215

Lab Fee: \$20

Levels: Beginner, Intermediate

Offered: Fall I, Fall II

This course is designed for beginners and those wanting to make the switch from automatic settings in order to take creative control to a manual shooting mode. Students should bring a Digital SLR (DSLR) or Mirrorless 35mm camera to class. Crop sensor and micro 4/3's are also welcome. There will be an emphasis on foundational principles such as camera functions/ operation, composition and lighting basics through a hands-on approach. We will cover photography history, explore concepts for shooting assignments, demonstrations and at home projects. At the conclusion, students should exhibit basic proficiency in a variety of photographic situations. Ages 17 and up. DSLR or Mirrorless camera Bridge cameras are welcomed

### PH113 Photo Editing using Adobe Lightroom/Photoshop

With Robert Rostick

Wednesdays, 6 Week Class

3:00 PM - 6:00 PM

Tuition: \$215

Lab Fee: \$20

All Levels Welcome!

Offered: Fall I, Fall II

Learn to edit your photos using Adobe Lightroom/Photoshop. Get the most out of your image using one of the best photo editing software on the planet. Lightroom/Photoshop is the go-to program to enhance your captured images to the fullest. Whether you use a cell phone/iPhone, DSLR or Mirrorless camera, your images can always use some improvement. Lightroom will get you that improvement you desire. Requirement for this class: minimum of 20gb flash drive. At least 20 of your favorite images and a camera. Ages 17 and up.



## PR104 Intermediate Linocut Printmaking

With Holly Bird  
Tuesdays, 3 Week Class  
9:00 AM - 4:00 PM  
Tuition: \$215  
Lab Fee: \$20  
Levels: Intermediate, Advanced, Professional  
Offered Summer I, Summer II, Fall I, Fall II

Introduction and continuing practice in reduction linocut printmaking. Reduction allows for wonderful carved textures, painterly effects and experimentation in relief printmaking. This is not a beginner's class: students must have some previous basic printmaking experience and drawing ability. Using a single block of unmounted linoleum and working with oil-based inks, we'll explore advanced reduction for those who want to take their relief printmaking experience further. In-depth instruction in pin & tab registration techniques, using an etching press and methods and materials, with an emphasis on design and pre-planning will be offered in this class. Ages 17 and up.

## PR505 Advanced and Professional Intaglio Etching

With Holly Bird  
Friday, 6 Week Class  
9:00 AM - 12:00 PM  
Tuition \$215  
Materials Fee: \$25  
Advanced, Professional only  
Offered: Summer I, Summer II, Fall I, Fall II

Exploration of traditional, safe methods of etching with an acid solution (ferric chloride) using copper plates. This Friday session is for students with considerable etching experience who may expand on more advanced techniques or try mezzotints (Please contact instructor in advance to order plates.) The studio is equipped with both a large 36" and smaller 19" press along with a rosin box and spray paint area for aquatints. This is a traditional oil based ink class. We use traditional, oil-based inks with Universal Hard Ground and liquid soft ground. You may bring in any ground or inks you prefer to use. For those with a sensitivity, most of our cleanup is done with vegetable oil and Simple Green along with minimal amounts of odorless mineral spirits while using a sawdust box. Denatured alcohol (to clean off rosin) and acetone (to clean off spray paint) are in use, but outdoors next to the classroom Nitrile gloves and rosin masks are provided.

## PR504 Beginner Intaglio Etching

With Holly Bird  
Wednesday, 6 Week Class  
9:00 AM - 12:00 PM  
Tuition \$215  
Lab Fee: \$25  
Levels: Beginner  
Offered: Summer I, Summer II, Fall I, Fall II

Introduction to basic and safe methods of etching with an acid solution (ferric chloride) using copper plates. Printmaking experience is not necessary but having taken a drawing class or have some basic drawing ability is required. Those with etching experience can move their work to the next level. The use of a large and small etching press, spray-paint aquatint and other methods will be covered. Ages 17 and up. We use traditional, oil-based inks with Universal Hard Ground and liquid soft ground. You may bring in any ground or inks you prefer to use. For those with a sensitivity, most of our cleanup is done with vegetable oil and Simple Green along with minimal amounts of odorless mineral spirits while using a sawdust box. Denatured alcohol (to clean off rosin) and acetone (to clean off spray paint) are in use, but outdoors next to the classroom Nitrile gloves and rosin masks are provided.



## WT379 Open Woodturning Studio

With Monitor  
Tuesdays, 9:00 AM - 12:00 PM  
Tuition \$95  
Cottage Campus located at 1141  
Broadway Dunedin, FL 34698.  
All Levels  
Offered: Fall II

An excellent opportunity for CURRENTLY ENROLLED woodturning students to work on projects outside of class time. No instruction is provided but a studio monitor will be available. To use the Open Wood Turning Studio, students must purchase a Punch Card on-line or by calling 727-298-3322 with a credit card. The monitor will issue the punch card upon presentation of your proof of purchase. The Punch card is good for 18 hours of work in the studio.

## WT386 Woodturning - Evening

With Bob Anderson  
Tuesdays, 6 Week Class  
6:00 PM - 9:00 PM  
Tuition: \$215  
Lab Fee: \$15  
Cottage Campus located at 1141  
Broadway Dunedin, FL 34698  
All Levels Welcome!  
Offered: Fall II

This class is designed for all levels of wood turning. Classes will include short demonstrations on technique, tool use and safety. Students can select items to make for personal use and gifts including pens, bowls, candlesticks, lidded boxes, bottle stoppers, etc. Classes have a limited size to permit coaching throughout your project. Lathes and basic tools are provided but you are encouraged to bring your own tools if you have them. Some wood will be provided but you can bring your own. Face Shield required for this course. Ages 17 and up.



## WT371 Woodturning for Beginners

With Bob Anderson  
Wednesdays, 6 Week Class  
9:00 AM - 12:00 PM  
Tuition \$215  
Lab Fee: \$15  
Cottage Campus located at 1141  
Broadway Dunedin, FL 34698  
Levels: Beginner, Intermediate  
Offered: Fall II

This 6 week class is designed for the beginning wood turner. Classes include demonstrations on technique, tool use and safety. The first couple of sessions will focus on use of various tools and the techniques for using them. Tool control and safe practices are key to success. Students can select items to make for personal use or gifts including bowls, pens, etc. Classes have a limited size to permit coaching throughout your project. Lathes and tools are provided but you are encouraged to bring your own tools if you have them. Some wood will be provided, some for purchase or you can bring your own. Students usually take two or more beginner classes before moving to the intermediate class. A face shield required for this course. Ages 17 and up.

## WT366 Woodturning - Intermediate

With Bob Anderson  
Thursdays, 6 Week Class  
9:00 AM - 12:00 PM  
Tuition \$215  
Lab Fee: \$15  
Cottage Campus located at 1141  
Broadway Dunedin, FL 34698.  
Levels: Intermediate, Advanced  
Offered: Fall II

Students in the intermediate woodturning class will learn more advanced skills and the use of additional tools and equipment. Demonstrations on technique and tool use on more complex projects will be included. Students can select their project and review the process steps with the instructor prior to beginning the project. Class size is limited to permit coaching throughout your project. Lathes and tools are provided but you are encouraged to bring your own tools if you have them. Some wood will be provided, some for purchase or you can bring your own. A face shield is required for this course. Ages 17 and up.



# YOUTH and TEENS

The amazing offerings at DFAC are very circular in nature. Seeing original artwork in rotating gallery exhibits, taking classes/workshops related to media viewed in the galleries, exploring art concepts in the children’s museum based on fine art presented in the galleries, supporting artists through purchases in gift shop or from exhibits, expanding your horizons with artist lectures, events and socials. Where you enter the circle isn’t as important as being a part of the circle. I see smiling faces from children who visited DFAC via school tours. These same smiling faces move up through DFAC’s Summer Art Academy to eventually becoming student volunteers that help the younglings follow in their footsteps. These same children then decide to further develop their skills by taking classes after school. They continue on through youth art classes to the specialized Teen classes and up to the Adult offerings. Overall, it’s like a multi-multi- generational family that continues to complete the circle!

*“if you don’t see a class that fits your schedule, a class may be created for at least 6 participants and contingent on studio/instructor availability.”*

**Note:** These are drop off programs (except family classes). This means that the youth and teen classes are for their respective ages and not for adults/parents. This allows parents to “take a break”.



**Shannon Pattee**  
Youth Education  
Director



**Ashley Williams**  
Youth Education  
Coordinator

Check out **2025 DFAC ART ACADEMY SUMMER ART CAMPS**  
Starting JUNE 2 • Registration begins MARCH 1 • [www.dfac.org](http://www.dfac.org)



**Family memberships receive 10% OFF youth and teen classes**



## FA217-Y Kids' Creative Cooking Around the World (6 Week class)

with Chef Craig  
 Monday: 4:00 PM-5:00 PM (Former students please note time change)  
 Tuition: \$135 NM  
 Studio: N  
 Materials Fee: \$35  
 Lab Fee: \$20  
 Sessions: Fall I & Fall II

Come on a culinary adventure around the world with Chef Craig! In each class we will explore different ingredients, flavors, geography, and dishes of a specific country (from Thailand to France to Morocco and more). We will learn basic and advanced cooking and baking techniques to create a meal that you will enjoy at the end of the class with your new friends. Don't worry if you have already done this class before - we explore new regions and dishes in every session! For new and continuing students, ages 8 – 10. Wear your favorite Apron to class! Remember to check online for more Food Arts offerings. Register with your friends and siblings as students are grouped in sets of 2,3 or 4 for cooking stations.

## YH100 Drawing for Kids

With Sara Ratza  
 Monday: 4:00 PM - 5:00 PM  
 Tuition: \$95 NM  
 Studio: A  
 Materials Fee: \$5  
 All Levels  
 Sessions: Fall I & Fall II

Young artists will start out working with the basic shapes, then on to blind contour drawings, gesture drawings, still life and landscape drawings. Come explore how to capture the world with a variety of 2D materials! For new and continuing students, ages 7-12.

## YH301 Mixin' It Up with the Mini-Masters

With Joy Ames  
 Tuesday: 3:30 PM – 4:30 PM  
 Tuition: \$95 NM  
 Studio: A  
 Materials Fee: \$5  
 All Levels  
 Sessions: Fall I & Fall II

Hey Mini-Masters! Come on out and have some fun with painting, drawing, collage, sculpture and clay. Students will investigate famous artists and then create with a variety of media. Bring your imagination! For new and continuing students. Maximum 12 children. Ages 5-7



## YH400 Children's Clay Sculpture

With Jacqueline LaDrig  
 Tuesday: 4:00 PM - 5:30 PM  
 Tuition: \$100  
 Studio: E  
 Materials Fee: \$10  
 All Levels  
 Sessions: Fall I & Fall II

Hand-building clay class with strong emphasis on activities that develop imagination and inventiveness. Children develop manipulative skills and hand-eye coordination through slab, carving and coiling methods. For new and continuing students, ages 6 & up.

## YH304 Sketch, Paint & Brush

With Joy Ames  
 Tuesday: 4:30 PM - 5:30 PM  
 Tuition: \$95  
 Studio: A  
 Materials Fee: \$5  
 All Levels  
 Sessions: Fall I & Fall II

All children are artists so come out, come out, wherever you are and explore with sketch, paint & brush! Students will create works of art based on paintings like Monet's garden and Van Gogh's sunflowers using paint, pencils, and pastels as they learn how to appreciate their own talent, think about art, and communicate their ideas visually. In teaching the young artist we want to spark their Imagination and increase their knowledge through 6 fun-filled hours of art and exploration with Ms. Joy. For new and continuing students, ages 7 -10.

## YH319 Travel the World with Stories Family Class! – NEW!

With Katie Green  
 Wednesday: 4:00 PM – 5:00 PM  
 Tuition: 95.00 (Includes 1 Adult / 1 Child)  
 Studio: C  
 Materials Fee: \$5.00  
 All Levels  
 Sessions: Fall I & Fall II

Join Storyteller & Educator Katie Green for this 6 week program that will spark the imagination and enhance literacy and communication skills. We will listen to old and new stories then create original art pieces that will encourage children to retell and extend the stories. Ages 2nd grade – 5th grade.

## YH307 Creative Painting, Drawing, Mixed-Media, & Clay

With Devon Jacques  
 Wednesday: 5:00 PM – 6:00 PM  
 Tuition: \$95  
 Studio: A  
 Materials Fee: \$5  
 All Levels  
 Sessions: Fall I & Fall II

Your young artist will love experimenting with different media and creating multiple art projects through painting, drawing, mixed-media, and clay! Students will receive one-on-one instruction while discovering the world of famous artists like Henri Matisse, Andy Warhol, and Georgia O'Keefe. Students will learn about realistic and abstract art, color theory, proportion, and perspective while practicing true self-expression! Students will learn how to utilize the elements and principles of art to create quality, original art pieces in different mediums and begin to build a small portfolio of work. For new and continuing students Ages 7-10.





## YH401 Family Clay Night-Friday

With Steve Sikorski  
 Friday: 7:00 PM - 9:00 PM  
 Tuition: \$135  
 Studio: E  
 Materials Fee: \$10  
 All Levels  
 Sessions: Fall I & Fall II

Families can now explore the ishy gishy, squishy clay together! Join Mr. Steve as he guides you through the pinch, coil and slab methods of handbuilding clay. Also, try your hand at throwing on the wheel. This class serves as a fun, basic, artful overview of the ever-popular medium of clay. Dress for mess! Tuition and materials fee covers one adult and one child for 6 weeks! For new and continuing students, ages 6 & up. Maximum 6 pairs.

## YH502 VR Painting for Kids – NEW!

With Emma Beatty  
 Saturday: 2:00 PM – 3:00 PM  
 Tuition: \$95  
 Studio B2  
 Materials/Lab: fee \$10  
 All Levels  
 Sessions: Fall I & Fall II

Explore the exciting world of Virtual Reality! In this class students will draw their favorite animal, dinosaur, flower, or character, then paint it with traditional 2D materials. After painting, students will then construct an abstract 3D wire model using wire and self-hardening clay. Finally, students will use headsets, laptops, and controllers to bring their subject to life in the Virtual Reality world. Bring a USB drive to save your final digital work of art. Ages 8 - 10 Maximum 6 students.

## W-YH609 Kids Night Out At The Museum

With Ashley Williams and Assistant  
 Friday, Oct. 3rd – 5:30 pm-8:30 pm  
 Tuition: \$65  
 Hands On Museum  
 All Levels  
 Sessions: Fall I  
 Ages 7-10.

(Please have your child eat dinner before arriving & bring your flashlight). Come join us for an evening of fun! We will begin our night with a creative, artsy activity. Next, we will travel through the featured exhibits with our flashlights in hand and then return to finish our time in the Children's Hands-On Museum. We will provide popcorn for an evening snack. Parents must pick up promptly at 8:30 PM. ID is required for pick up. Spaces are limited to 12 children.

## W-YH313 Family Mixed Media Workshop – NEW!

With Emma Beatty  
 Sunday, Sept. 21st – 2:30-4:30 PM  
 Tuition: \$65 (Price covers 1 adult / 1child)  
 Studio: C  
 Materials Fee: \$5  
 All Levels  
 Sessions: Fall I

Come on out and join Ms. Emma for some family, mixed media fun! Ages 6 & up. Maximum 8 pairs.

## Winter Break Bonanza Two Day Workshops

W-YH623 Monday 12/22 & Tuesday 12/23 9:00 AM - 3:00 PM  
 W-YH624 Monday 12/29 & Tuesday 12/30 9:00 AM - 3:00 PM  
 Tuition: \$120 NM  
 Studio A  
 All Levels  
 Sessions: Fall II

Come sample all your favorite mediums like pencils, charcoal, markers, oil pastels, watercolor, tempera and clay. Spend 2 days of creative enrichment while enjoying some great, artful "break" fun. Drop off 9:00am - Pick up 3:00 pm. Ages 7 - 10. Bring Lunch, snack and drink bottle. ID required for pick-up. Register by Dec.11

## W-YH607 Happy Halloween Clay Workshop

With Jacqueline LaDrig  
 Sunday, Oct. 26th , 1:30 PM - 3:00 PM  
 Tuition: \$65 NM  
 Studio E  
 Materials fee \$10  
 All Levels  
 Sessions: Fall I

Create your very own Pumpkin or Skull from clay that hardens without firing. Decorate your creation for a long lasting holiday treasure. Create a haunted pumpkin patch with your family! Ages 8 and older, registration required for those who build their own clay creations. Must register by Oct. 17

## W-YH608 Clay Gingerbread Houses

With Jacqueline LaDrig  
 Sunday, Dec. 14th , 1:30 PM - 3:00 PM  
 Tuition: \$65 NM  
 Studio E  
 Materials fee \$10  
 All Levels  
 Sessions: Fall II

Create your very own dream gingerbread house from clay that hardens without firing. Decorate your "castle" for a long lasting holiday treasure. Create a village with your family! Children 6 and under need adult helpers, registration required for those who build their own clay gingerbread houses. Must register by Dec 5.







### FA417-Y Culinary Independence for Future Chefs (6 week class)

With Chef Craig  
Monday: 5:30 PM-7:00 PM  
Tuition: \$155  
Studio: N  
Materials Fee: \$35  
Lab Fee: \$25  
Sessions: Fall I & Fall II

Want to become a better home chef or chase even bigger culinary dreams? In this 6-week session you will learn new recipes, master different meals, and feel comfortable and independent in the kitchen. We will be going over knife skills, mise en place (origination) while cooking fun interesting food from around the world and developing life skills. Ages 11 – 15. Wear your favorite Apron to class! Register with your friends and siblings as students are grouped in sets of 2,3 or 4 for cooking stations.

### TN108 Fun-Damentals of Character Design, Development and Illustration

With Ashley Williams  
Tuesday: 5:30 PM-7:00 PM  
Tuition: \$105  
Studio: C  
Materials fee: \$5  
All Levels  
Sessions: Fall I

Do you like creating and drawing your own characters? Does learning to draw characters from your favorite shows and games excite you? Then this is the class for you! We will be learning the fundamentals of character design and understanding the basics of drawing people. Have fun drawing your characters in manga, anime, and traditional styles,

whichever you choose. In this class we will explore what makes a successful character, doing our best to create a new one from scratch or re-constructing an existing one. Using the fundamentals of drawing will help us develop our characters further. So come explore different styles of design as we create our very own memorable characters! Paper/pencils/colored pencils supplied. Students are welcome to bring their own sketch books, ink pens or Copic markers. For new and continuing students. Ages 11 - 15.

### TN112 Drawn to Nature for Teens – NEW!

With Sara Ratza  
Monday: 5:30 PM - 7:00 PM  
Tuition: \$105  
Studio: A  
Materials: Bring 9"x12" Sketchbook, Drawing Pencils and Pink Eraser  
All Levels  
Sessions: Fall I & Fall II

For the young Naturalist! This six week course will work specifically with Florida native plants and animals. We will get to know our plants and how they are beneficial, as well as learn how to sketch en plein air. Botany and plant parts will be introduced. Students will get to choose the design and content of their final drawing or painting. Development and incorporation of student's style will be encouraged. Please bring: 9"x12" Sketchbook, Drawing Pencils and Pink Eraser. Ages 13-17.



### TN508 Fun with Film Photography for Teens – NEW!

With Lance Rothstein  
Wednesday: 4:30 PM-6:00 PM  
Tuition: \$105  
Studio: Darkroom  
Lab Fee: \$20  
All Levels  
Sessions: Fall I & Fall II

Escape the digital doldrums and discover pictures you can touch! You'll learn how to craft your own hand-made gelatin silver photographs using brand new, cutting-edge methods, and others more than 100 years old. This class will cover:  
- How to load and use a film camera.

(cameras provided for use during class)  
- Learning how to make a good exposure  
- Developing black & white film  
- Making proof sheets / contact prints  
- Learning which negatives will make the best prints  
- Using darkroom enlargers to make traditional silver-gelatin photographs.  
Ages 11 – 16. Maximum 8 students.

### TN401 Wheel

With Jacqueline LaDrig  
Friday: 7:00 PM - 8:30 PM  
Tuition: \$105  
Studio: D  
Materials Fee: \$10  
All Levels  
Sessions: Summer II, Fall I & Fall II

Learn basic wheel throwing techniques while experimenting with underglazes, glazes and non-traditional materials added to clay. Individual expression is encouraged. Students will learn and be responsible for set up, operation and the clean up of their wheels. For new and continuing students. Ages 11-16.

### TN701 Teen Art Club

With Emma Beatty  
Saturday: 3:30 PM- 5:00 PM  
October: 4th , 11th & 18th  
Tuition: \$65 (price includes all 3 dates)  
Studio: C  
Materials Fee: \$10  
All Levels  
Session: Fall I

Calling All Middle School & Early High School students! Come out and join DFAC's Teen Art Club! Sign up with a friend and meet some new ones. In this club we encourage socializing in a positive, artsy, open studio type environment. The instructor will offer suggestions, but it is up to you to use your creative imagination. The club will meet 3 Saturdays in October to explore a different medium focus during each class. See you there! Club meets Saturdays 3:30 pm- 5:00 pm on the following dates:  
Session Dates: 10/4, 10/11 & 10/18.



# DFAC STAFF

Information in this catalog is subject to change without notice. For the most up to date information on courses at DFAC, please refer to the organization's website at [www.dfac.org](http://www.dfac.org).

## VOLUNTEERS are the heart of DFAC!

Opportunities are available in the Gallery Shop and at Special Events.

Look to our website for more information on joining the team at

[www.dfac.org/get-involved/volunteer](http://www.dfac.org/get-involved/volunteer)



### STAFF

#### EXECUTIVE

**Andrea Nalls**  
President & CEO

#### ADVANCEMENT & MEMBERSHIP

**Aislinn Stone**  
*Director of Development*  
**Nicholas Friend**  
*Development & Database Manager*  
**Nicholas Hodges**  
*Events & Donor Relations Manager*

#### CURATORIAL

**Danny Olda**  
*Curatorial Director*

#### EDUCATION & PROGRAMS

**Deon Blackwell**  
*Adult Education Director*  
**Madeline Lundquist**  
*Adult Education Coordinator*  
**Shannon Pattee**  
*Youth Education Director*  
**Ashley Williams**  
*Youth Education Coordinator*

#### FACILITIES

**Robert Hartman**  
*Facilities Manager*  
**Risallah Muwwakkil**  
*Facilities Assistant*

#### FINANCE

**Scott Hale**  
*Vice-President Finance/CFO*  
**Michelle Dorsi**  
*Accounting Assistant*

#### MARKETING

**Cassy Combs**  
*Communications Director*

#### VISITOR SERVICES

**Adrian Smith**  
*Gallery Shop Manager & Volunteer Coordinator*  
**Barbara Johnson**  
*Visitor Services Associate*  
**Tara Oyer**  
*Visitor Services Associate*  
**Kelly Simone**  
*Visitor Services Associate*  
**Emma Beatty**  
*DLM Museum Assistant*

### BOARD OF TRUSTEES

#### OFFICERS

**Board Chair** – Rachael Wood  
**Vice Chair** – Susan Benjamin  
**Secretary** – Ed Ziegler  
**Treasurer** – Robert Weskerna  
**Parliamentarian** – Fred Miller  
**Immediate Past Chair** – Michael Bowman

#### BOARD MEMBERS

Steve Beaty  
Holly Bird  
John Freeborn  
Karen Hauk  
Emmanuel Lelekis  
Julie Scales  
Susan Siewruk (Sterling Society Representative)

#### NON-VOTING MEMBERS

*City of Dunedin Commission Liaison:*  
Commissioner Rob Walker  
Dr. Irwin Entel  
*Financial Advisor*  
Andrea Nalls  
*President / CEO*

#### ADVISORY COUNCIL

Elizabeth Brincklow  
Margaret Word Burnside  
Chuck Dean  
Kevin Donoghue  
W. Thomas "Tom" Dugard, Jr.  
Alan Feldshue  
Aaron Fodiman  
Bill Francisco  
Hon. Maureen "Moe" Freaney  
Susan Latvala-Powers  
Jill Melkonian  
Pam Pravetz  
Dan Shoumlin  
Stephen Sika  
Dianne Wheatley-Giliotti  
Debbie White





## DFAC DONORS!

### Join the Giving Circles

Members who choose to join one of our Giving Circles are both the foundation and pinnacle for DFAC's programming. Award winning Exhibits in our 7 Galleries, hundreds of outstanding classes in purpose built studios, a dynamic Summer Art Academy for Children, and the Children's Hands on Museum, all of these components make up the Dunedin Fine Art Center. Being a 501(c)(3) Giving Circle Donors through their philanthropy help sponsor educational programs; special events which bring income to defray the true cost of educational classes making them more affordable for our students. Giving Circle Members' donations help underwrite the cost of our museum quality exhibits which are usually free.

Call or email Aislinn Stone, Director of Development, [aislinn@efac.org](mailto:aislinn@efac.org) 727-298-3322, ext. 234. Let's talk and decide how you can be a major part of this unique organization serving the Tampa Bay Region for 50 years.

- **Curator's Circle**  
**\$1,500**
- **Chef's Circle**  
**\$2,500**
- **Special Events Circle**  
**\$2,500**
- **Director's Circle**  
**\$5,000**
- **Founder's Circle**  
**\$10,000**



# EXHIBITION CALENDAR

SUMMER / FALL 2025

6/13/25 – 8/15/25

Meta B. Brown Gallery

## ***Embroidered Reflections: Rena Wood***

Assistant Professor of Fiber Art at Tennessee Tech University's Appalachian Center for Craft, Artist / Educator, Rena Wood exhibits her vintage textile and abstract embroidery series.



6/13/25 – 8/15/25

Gamble Family Gallery

## ***Dual Visions: Wendy Bruce + Meg Pierce***

Dynamic duo of ever-evolving fiber artists whose skillful works are at once delicate and powerful.





**SPECIAL EVENTS  
+  
CALL FOR ENTRIES**

6/13/25 – 8/15/25

Rossi Gallery

**Deborah Snider: Full Circle**

Now in its 50th year, DFAC's first director, returns home with an exhibition of her award-winning quilts and mixed media fiber works.

6/13/25 – 8/15/25

Entel Family + Douglas-Whitley Galleries

**FIERCE PLANETS: A SAQA and Johns Hopkins Wavelengths Global Exhibition**

In collaboration with Studio Art Quilt Associates and Johns Hopkins University, this exhibition of space-inspired art quilts is based upon the research of Author + Professor Dr. Sabine Stanley.

8/1/25 – 10/19/25

2nd Floor Teaching Gallery

**Yhali Ilan**

One of four recipients of DFAC's inaugural Digital Nomadency (Remote Artist Residency program introduced in 2023), Yhali is Dunedin's hometown genius whose murals, books, paintings and graphics make our world vastly more intriguing!

9/12/25 – 10/19/25

Meta Brown + Rossi Galleries

**The Source**

Community Call to Artists in All Media. Works exploring the topic of the Source. Is it a flame, a seedling, a fountain, a secret place? Whether actual or metaphorical, creators are invited to depict their creative wellsprings. No size limitations Guest Judge, cash awards. Entry guidelines are at [www.dfac.org](http://www.dfac.org) \*Deadline for submissions, August 29, 2025.

11/7/25 – 12/23/24

Syd Entel Founders Hall, Meta B. Brown & Rossi Galleries

**INCANDESCENT**

Artful creations celebrating the season! DFAC's annual national invitational of fine art, craft + design offers a fusion of gallery elegance with a marketplace of cool, affordable hand-made goods.

11/3/25 – 2/2/26

Teaching Gallery

**Meet Our Faculty**

This exhibition represents the breadth and depth of our faculty's talents and media instruction available at DFAC.



Deborah Snider

**SAQA: Fierce Planets**



Paula Rafferty, Storm



Kathy Nida, I'm Floating

**Wearable Art 19: SAVE the DATE: 8.23.25**

Tampa Bay's most celebrated Art Fashion event returns to the runway with its particular flavor of OUTRAGEOUS! For eighteen years, WA Designers have shocked, delighted and defied expectation--WA19 will be no exception. Be part of this year's Fashion Spectacle! Entry guidelines are at [www.dfac.org](http://www.dfac.org) \*Deadline for submissions, May 5, 2025.

9/12/25 – 10/19/25

Meta Brown + Rossi Galleries

**The Source**

Community Call to Artists in All Media. Works exploring the topic of the Source. Is it a flame, a seedling, a fountain, a secret place? Whether actual or metaphorical, creators are invited to depict their creative wellsprings. No size limitations Guest Judge, cash awards. Entry guidelines are at [www.dfac.org](http://www.dfac.org) \*Deadline for submissions, August 29, 2025.

**HOLIDAY SHOW ARTFUL ORNAMENTS—START CREATING NOW!**

Welcoming all artists to submit original (no kits please), high quality, handmade ornament designs to be considered by the Jury Committee to be included on our Holiday trees. Sample delivery will be in early August. Please reach out to Adrian Smith via email at [adrian@dfac.org](mailto:adrian@dfac.org) for entry form and details.

# Dunedin Fine Art Center Registration Policies

## HOW TO REGISTER FOR CLASSES AND WORKSHOPS

**Online:** Visit our website at [www.dfac.org](http://www.dfac.org) and access our online registration system. Please make sure that you have signed up for an account with the new system before selecting your classes. Any membership discounts will only be applied after a login is created.

**In Person:** Please see Madeline Lundquist at the Adult Education desk for any specific questions regarding Adult Education, and Ashley Williams at the Youth Education desk for Youth Education questions.

Monday-Friday, 10am-4pm

The front desk is available for registration on the weekends.

Saturday and Sunday, 10am-2pm

**By Telephone:** Please call us at 727.298.3322, during our business hours. Please have your credit card and course number ready.

## REGISTRATION POLICIES

To maintain the high quality of our programs, we require a minimum number of enrolled students. Therefore, the following policies are in place and must be followed.

Enrollment is limited and spaces are filled on a "first-paid, first-served" basis.

Students are responsible for obtaining and providing materials for classes unless otherwise indicated. Materials lists for all classes and workshops will be posted online at [www.dfac.org](http://www.dfac.org) or available directly from the instructor by request. Please make sure your contact information is correct before signing up for a class. All communications will come through the info we have on file.

**Classes:** Although, we offer specific programming especially for teens, students 17 years and up are eligible to take most adult classes. Session dates are posted in the online catalog and print catalog. Any fees due to an instructor are due the first day of the course.

**Workshops:** Workshops are offered for those who are unable to commit to a weekly class. They typically are offered on a 1/2-day, full day, 2-day or week-long basis. Tuition covers the cost of instruction for a specified date or dates. Any fees due to an instructor are due the first day of the workshop.

**Cancellations, Refunds & Transfers:** The Dunedin Fine Art Center reserves the right to cancel any class due to low enrollment without incurring obligations. If a class is cancelled, you may transfer to another class or request a full tuition refund. Refunds are only processed during the current session. If a class does not meet the minimum enrollment prior to the start date, it may be cancelled so please register early!

**Withdrawals:** Withdrawals from any class or workshop must take place one week before the first day of each session. A refund of the tuition less a \$25 administrative fee will be issued. Students withdrawing from any class or workshop after one week before the first day of each session will be issued a refund less the instructor's compensation and the \$25 administrative fee.

**Pro-rating:** Pro-rating is only available before a session starts and can only be used for 4 or more classes. A \$25 administration fee will apply.

**Emergencies:** Emergency closing may occur in the event of severe weather conditions.

**Make-Up Classes:** Make-up classes will be scheduled if a class is cancelled by a DFAC instructor. If a student is unable to attend class for any reason, DFAC is not responsible to provide any additional make-up class or refund.

## RELEASES

By registering for a class or workshop, you release the Dunedin Fine Art Center or any person or persons acting on its behalf from liability for any bodily injuries sustained, or for loss or damage of any personal articles while on the premises or while participating in any activity sponsored by the Dunedin Fine Art Center. Furthermore, you agree that in the event medical attention is required due to accident or illness, the Dunedin Fine Art Center shall, without accepting fiscal responsibility, seek such medical services as it deems necessary and appropriate through EMS/911 and/or local hospitals.

You will also allow the Dunedin Fine Art Center to take photographs and/or videos of you or your enrolled child/children to be used for DFAC promotional and archival purposes only.

## NON-PROFIT STATUS

DFAC is a not-for-profit 501 (c) 3 community arts organization and we welcome students of all creeds and ethnic origins. Donations are accepted and welcome!

The Dunedin Fine Art Center is ADA compliant.



Information in this catalog is subject to change without notice. For the most up to date information on courses at DFAC, please refer to the organization's website at [www.dfac.org](http://www.dfac.org).





**SAVE  
the  
DATE!**

## **WEARABLE ART 19**

**Saturday, Aug. 23, 2025**

Award-winning fusion of Art and Fashion organized recruiting local and national designers. These spectacular designs rock our worlds on and off the runway. A thrilling state-of-the-art fashion event.

## **DFAC OPEN HOUSE**

**Saturday, Dec. 6, 2025**

Join our award-winning faculty in a building wide open house. Meet the faculty, see the classrooms, and watch demonstrations in multiple mediums. A display of the many wonderful classes offered at DFAC.



**GLADYS DOUGLAS SCHOOL FOR THE ARTS**

1143 Michigan Boulevard  
Dunedin, Florida 34698  
Tel. 727.298.3322  
Fax. 727.298.3326  
E-mail: [education@dfac.org](mailto:education@dfac.org)  
[www.dfac.org](http://www.dfac.org)

Non-Profit Org.  
U.S. Postage Paid  
Tampa, FL  
Permit No. 7067

**Our MISSION** at the Dunedin Fine Art Center is to enrich lives through educational experiences in the visual arts.

**Our VISION** is to be a leading visual art center providing unparalleled educational, cultural & creative experiences.



DFAC is ADA compliant.



media  
sponsors



Programs at the Dunedin Fine Art Center are sponsored in part by the State of Florida, Department of State, Division of Cultural Affairs, the National Endowment for the Arts, the Pinellas County Commission, and the City of Dunedin.