



GLADYS DOUGLAS SCHOOL FOR THE ARTS
DUNEDIN, FLORIDA

WINTER/SPRING 2018

WINTER I Jan 8-Feb 18

WORKSHOP WEEK Feb 19-Feb 25

WINTER II Feb 26-April 8

SPRING April 9-May 20

studio art classes and workshops for children, teens & adults

Jennifer Evenhus



National Workshops: Bringing Opportunities to Learn from the Best



David Lobenberg



José Mariscal



Richard McKinley



DUNEDIN FINE ART CENTER STAFF

- David Barton**
Accounting Manager
- Catherine Bergmann**
Curatorial Director
- George Ann Bissett**
President / CEO
- Danielle Conte**
Gallery Shop Buyer / Merchandiser
- Mary Danikowski**
Visitor Services
- Sara DeLorenzo**
Program Services Manager
- Barbara Ferguson**
Membership / Development Assistant
- Linda Hamilton**
Development Director
- Kenneth Hannon**
Vice President / COO
- Robert Hartman**
Facilities Manager
- Laura Lee Hubbard**
Visitor Services
- Shannon Pattee**
Youth Education Assistant
- Diane Shelly**
Adult Education Director
- Johan Starr**
Weekend Visitor Services
- Todd Still**
Youth Education Director
- Donna Vislocky**
Development Assistant / Volunteers & Events

BOARD OF DIRECTORS

OFFICERS:

- Amy Heimlich**
Board Chair
- London L. Bates**
Vice-Board Chair
- Lorri J. Kidder**
Treasurer
- Julie Y. Scales**
Secretary
- Alison K. Freeborn**
Parliamentarian
- Alan Feldshue, Debra Weible**
Chair Appointments

BOARD MEMBERS

- Steve Beaty**
Mary Beth Carroll
Cindy Gorshe Collman
(Sterling Society Representative)
- Mark B. Fox**
Gail Gamble
Jeffrey Held, M.D.
Robert G. Johnston
Richard H. Kennedy
Trudy W. Little
Kathy Milam
Gwendolyn Hubbard Noun
Amy Connor Pfaelzer
Mark Weinkrantz

Vice-Mayor Deborah Kynes
City of Dunedin Liaison

Dr. Irwin Entel
Financial Advisor

contents

daily class calendar..... 2

daily workshop calendar..... 4

call for artists 4

business of art 6

clay..... 7

creative writing..... 9

digital art 10

drawing 11

food arts 13

fiber arts 13

glass..... 16

jewelry..... 18

metal arts 21

mixed media..... 22

painting: acrylic..... 23

painting: oil..... 25

painting: optional media 26

painting: watercolor 28

pastels 30

photography 31

printmaking 31

stone carving 32

woodturning 33

children and teens daily calendar 35

children classes 36

teen classes 38

faculty 40

registration policies 44

exhibition calendar..... 45

ADVISORY BOARD

- Bill Francisco**
Debbie J. White
Co-Chairs
- Toni Alexander**
Elizabeth Brincklow
Chuck Dean
Kevin Donoghue
Frank Burke
Margaret Word Burnside
Aaron Fodiman
Maureen Freaney
Dianne Wheatley Giliotti
Susan Latvala
Dr. Mitchell Lowenstein
Kim Marston
Jill Melkonian
Sallie Parks
Dr. Ken Reinhold
James Rolston
Stephen J. Sika, Jr
Lynn Wargo

Check out the CHILDREN AND TEEN CLASSES starting on page 34.



ARE YOU A DFAC MEMBER YET?

Being a member of the Dunedin Fine Art Center comes with lots of perks including savings on the cost of classes and workshops!

THERE'S ALWAYS SOMETHING NEW AT DFAC!

If you have been involved with the Dunedin Fine Art Center for any length of time, you have seen an amazing number of changes over the years. The building has expanded, the number of children in the Youth program steadily climbs, exhibitions just keep getting more and more exciting and there are so many Adult classes and workshops, it will make your head spin.

For the coming session, you will see a new category of adult classes: The Business of Art. Learn how to market your art on Etsy, use your smart phone to take better photos of your products for marketing, create a business plan that defines who you are as an artist and where you want to go. It's time to kick your art career into high gear and we want to help you with that challenge.

We're also providing "Jump Right In" workshops for new artists. Take a one day art class to see if you like the technique before investing in supplies. New classes include One Day workshops in Watercolor, Acrylic and Pastel, making bangle bracelets, trying your hand at screen printing or stamp making. For those who are well versed in art techniques, our award-winning instructors will help you take your art to new levels. Study with some of the incredible national artists coming to the center this Winter and Spring.

Come to exhibition openings, volunteer if you have time, enjoy the Garden Party, get some great deals at Trashy Treasures, become a DFAC member, invite friends to the Sunday Brunch at the Palm Café. We'll see you soon.



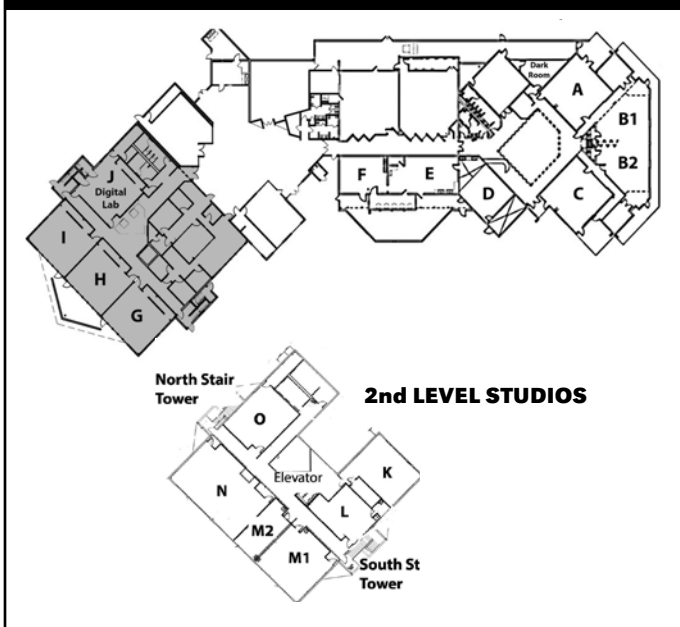
Diane Shelly
Adult Education Director



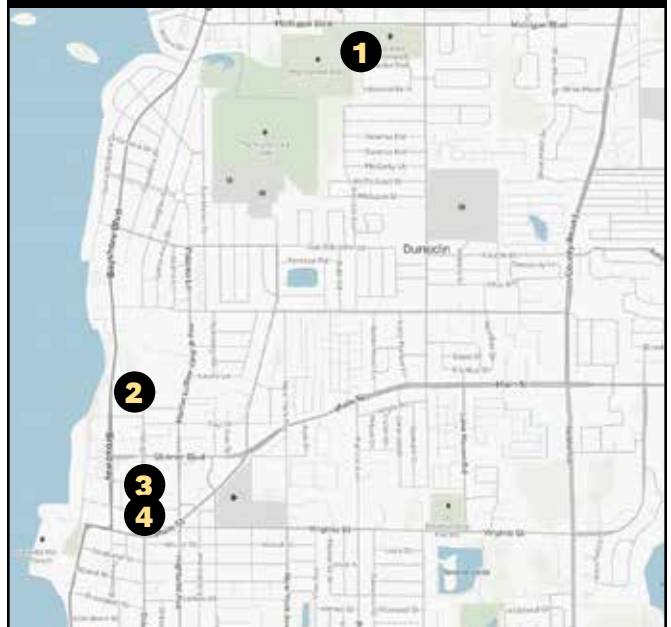
Sara DeLorenzo
Program Services Manager

DFAC has three campuses. Please note your studio location.

MAIN CAMPUS MAP AND STUDIOS



- 1. MAIN CAMPUS** 1143 Michigan Blvd, Dunedin
- 2. DFAC COTTAGE CAMPUS** 1141 Broadway (US Alt 19), Dunedin
- 3. THE INSTITUTE FOR CREATIVE ARTS** 968 Douglas Ave
- 4. INDUSTRIAL ARTS BLDG.** 958 Douglas Ave.



HOW TO use this catalog

CLASSES

Standard DFAC classes run for six week sessions. Session dates are on the cover and on the bottom of every other page.

Each class meets once a week, on the designated day and time listed under the **class code** and **title**. All classes are held at DFAC's main campus, unless otherwise noted.

Tuition listed is for the entire session based upon member (M) or non-member (NM) rates.

DFAC's class **skill level** sets range from *Level 1* (beginner, with no prior experience); *Levels 2,3,4* (intermediate with basic to advanced skill levels) to *Level 5* (professional artist).

Some classes have a **materials fee**, and/or **lab fee**. This fee covers the entire session.

Some classes, but not all, have a list of **materials required** for the class. This list will be provided to you at the time of registration via email.

WI = Winter I
WII = Winter II
SP = Spring
 indicates the session(s) the class is offered.

WORKSHOPS

DFAC workshops are listed with a colored background, and include all the same information as a class. However, workshops do not follow our six week session dates, they have specific dates listed.

CATEGORY & CLASS CODE CLASS TITLE

DR404 Colored Pencil for Everyone

With Melissa Miller Nece
 Tuesday, 12:30 pm - 3:30 pm
 Tuition: \$139 M / \$169 NM
 Studio A
 Level 2 - 5
 Offered: SI, SII, FI, FII

Neat, portable and inexpensive, colored pencils can be used for any style work, from rough sketches to finely detailed realism. Students experiment with color and techniques for a full range of special effects. Emphasis on developing an individual style through personal guidance from instructor and class discussion. Some background in drawing necessary.

CLASS DESCRIPTION

WORKSHOP DESIGNATION

W-PT101 Color Theory for Watercolor

With Debra Thomas-Weible
 Saturday, 10:00 am - 1:00 pm
 Tuition: \$60 M/\$75 NM
 All Levels
 Offered Jan 13

DAILY CALENDAR

(ADULT CLASSES)

MONDAY

PA450 Possibilities in Pastel
 9:00 AM - 12:00 PM
 WI, WII, SP

PT465 Joyful Painting
 9:00 AM - 12:00 PM
 WI, WII

CL631 Exploring Paper Clay
 9:00 AM - 12:00 PM
 WI, WII, SP

DA678 Introduction to Digital Photography & Photographic Art
 9:00 AM - 12:00 PM
 WI, WII, SP

JW223 Metalworks II-Intermediate
 10:00 AM - 1:00 PM
 WI, WII, SP

PT483 Acrylic Impressionism
 1:00 PM - 4:00 PM
 WI, WII, SP

PT495 Painting the Florida Landscape - Inside & Out
 1:00 PM - 4:00 PM
 WI, SP

PT553 Watercolor For Beginners
 1:00 PM - 4:00 PM
 WI, WII

CL628 Wheel of Fortune With Jacqueline LaDrig
 1:00 PM - 4:00 PM
 WI, WII, SP

CL629 Handbuilding with Jacqueline
 1:00 PM - 4:00 PM
 WI, WII, SP

FB904 Mayan Back-Strap Weaving
 1:00 PM - 4:00 PM
 WI, WII, SP

JW221 Metal-Smithing-An Independent Jewelry Study
 2:00 PM - 5:30 PM
 WI, WII, SP

CL102 Exploring Form with Crystalline Glazing- The Bottle
 6:00 PM - 9:00 PM
 WI

CL103 Exploring Form with Crystalline Glazing- Vases
 6:00 PM - 9:00 PM
 WII

CL101 Exploring Form with Crystalline Glazing-Bowls & Plates
 6:00 PM - 9:00 PM
 SP

CW101 Calligraphy: Blackletter Style
 6:00 PM - 8:30 PM
 WI

DA722 Photoshop for Designers
 6:00 PM - 9:00 PM
 WI, WII, SP

CL630 Handbuilding with Jacqueline
 6:30 PM - 9:30 PM
 WI, WII, SP

TUESDAY

PT582 Intermediate Watercolor
 9:00 AM - 12:00 PM
 WI, WII, SP

CL610A Throwing on the Wheel II (5 Weeks Only)
 9:00 AM - 12:00 PM
 WI

CL610 Throwing on the Wheel II
 9:00 AM - 12:00 PM
 WII, SP

PT422 Abstract Expressionism Acrylic Painting
 9:00 AM - 12:00 PM
 WI, WII, SP

PT463 Oils/Acrylic Painting-Starting Fresh
 9:00 AM - 12:00 PM
 WI, WII

PR502 Relief Printmaking
 9:00 AM - 12:00 PM
 WI, WII, SP

PT549 Dancing with YUPO and Rocking with TERRASKIN!
 12:30 PM - 3:30 PM
 WI, WII, SP

DR404 Colored Pencil for Everyone
 12:30 PM - 3:30 PM
 WI, WII, SP

MM374 Sea Shell Art
 1:00 PM - 4:00 PM
 WI, WII, SP

PA421 Intro to Pastel Painting
 1:00 PM - 4:00 PM
 WI, WII, SP

PT456 Spinning-New Perspectives on Art
 1:00 PM - 4:00 PM
 WI, WII, SP

DR401 Basic Drawing
 3:30 PM - 6:30 PM
 WI, WII, SP

JW222 Metalworks II-Intermediate
 6:00 PM - 9:00 PM
 WI, WII, SP

PT370 Intuitive Acrylic Painting
 6:00 PM - 9:00 PM
 WI, WII, SP

CL623 Learning to Throw with Lee Anderson
 6:00 PM - 9:00 PM
 WI, WII, SP

Classes Listed in Chronological Order. Dates, times and studio assignments are subject to change. Please visit our website www.dfac.org for up-to-date information on classes, as well as NEW workshops and events!

WINTER I	WORKSHOP WEEK	WINTER II	SPRING
Jan 8-Feb 18	Feb 19-Feb 25	Feb 26-April 8	April 9-May 20

DA730 Intro to Adobe Illustrator CC
6:00 PM - 9:00 PM
WI, WII, SP

WT385 Wood Turning PM-5 wk
6:00 PM - 9:00 PM
,WI, WII, SP

FI931 Artful Basketry
6:30 PM - 9:30 PM
,WI, WII

PT201 Advanced Drawing and Painting
6:30 PM - 9:30 PM
WI, WII, SP

DR409 Basic Drawing
6:30 PM - 9:30 PM
WI, WII, SP

WEDNESDAY

PT418 Open Drawing and Painting
9:00 AM - 12:00 PM
WI, WII, SP

PT457 Spinning-New Perspectives on Art
9:00 AM - 12:00 PM
WI, WII, SP

PT470 The Realistic Portrait in Oils & Pastels
9:00 AM - 12:00 PM
WI, WII, SP

PT598 An Acrylic Journey
9:00 AM - 12:00 PM
WI

PT599 Acrylic Painting:Textures & Mediums
9:00 AM - 12:00 PM
WII

PT108 Alcohol Inks on Yupo
9:00 AM - 12:00 PM
WI, WII, SP

PT546 Animals in Watercolor
9:00 AM - 12:00 PM
WI

PA105 Pastel: Full Color- Wet & Dry
9:30 AM - 12:30 PM
WII

PA106 Stick Media-Black/White/Wet/Dry
9:30 AM - 12:30 PM
WI

MM360 Fine Art of Collage & Assemblage
1:00 PM - 4:00 PM
WI, WII, SP

DR380 Zen Brush Art & Japanese Calligraphy
1:00 PM - 3:00 PM
WI, WII, SP

JW202 Real Jewelry II
1:00 PM - 4:00 PM
WI, WII, SP

PT479 Painting the Portrait or Still Life
1:00 PM - 4:00 PM
WI, WII, SP

CL603 Handbuilding with Jacqueline
1:00 PM - 4:00 PM
WI, WII, SP

PT101 Beginning Acrylic
1:00 PM - 4:00 PM
WI

PT102 Intermediate/Advanced Acrylic
1:00 PM - 4:00 PM
WII

JW201 Real Jewelry I - Beginning Silversmithing
4:00 PM - 7:00 PM
WI, WII, SP

JW216 Real Jewelry II
6:00 PM - 9:00 PM
WI, WII, SP

PT477 Art & Soul of Landscape Painting
6:00 PM - 9:00 PM
WI, WII, SP

DA736 Introduction to Digital Typography
6:00 PM - 9:00 PM
WI, WII, SP

FB916 Weaving on a Rigid Heddle Loom
6:00 PM - 9:00 PM
WI

CL634 Clay Exploration
6:30 PM - 9:30 PM
WI, WII, SP

PH670 Introduction to Digital Photography & Photographic Art (Night)
6:30 PM - 9:30 PM
WI, WII, SP

THURSDAY

WT366 Wood Turning - Intermediate
9:00 AM - 12:00 PM
WI, WII, SP

PT556 Watercolors - Larger than Life:VALUE, SHADOW & LIGHT
9:00 AM - 12:00 PM
WII

PT558 Watercolors - Larger than Life: Painting Depth & Luminosity
9:00 AM - 12:00 PM
WI

CL626 Handbuilding with Alison
9:00 AM - 12:00 PM
WI, WII, SP

DA718 Intermediate Adobe Photoshop Elements 13
9:00 AM - 12:00 PM
WI, WII, SP

JW205 Basic Wire Jewelry Techniques II
10:00 AM - 1:00 PM
WII

JW206 Basic Wire Jewelry Techniques I
10:00 AM - 1:00 PM
WI, SP

DR369 Japanese Sumi-e Intermediate/Advanced
10:00 AM - 12:00 PM
WI, WII, SP

PT579 Beginning Watercolor
12:30 PM - 3:30 PM
WI, WII, SP

DR368 Japanese Sumi-e for Beginners
1:00 PM - 3:00 PM
WI, WII, SP

WT371 Wood Turning for Beginners
1:00 PM - 4:00 PM
WI, WII, SP

PT453 Independent Study in Drawing and Painting
1:00 PM - 4:00 PM
WI, WII, SP

PT481 Introduction to Acrylic Painting
1:00 PM - 4:00 PM
WI, WII, SP

DA715 Beginning Adobe Photoshop Elements 13
1:00 PM - 4:00 PM
WI, WII, SP

CL609 Handbuilding with Alison
1:00 PM - 4:00 PM
WI, WII, SP

PR512 Intro to Relief Printing
6:00 PM - 9:00 PM
WI, WII, SP

CL604 Clay FUN-damentals with Lee Anderson
6:00 PM - 9:00 PM
WI, WII, SP

DA731 Intro to InDesign CC
6:00 PM - 9:00 PM
WI, WII, SP

JW101 Fundamentals of Jewelry Fabrication I
6:00 PM - 9:00 PM
WI, WII, SP

MM361 Art Journaling
6:00 PM - 9:00 PM
WI, WII, SP

CL619 Wheel of Fortune With Jacqueline LaDrig
6:30 PM - 9:30 PM
WI, WII, SP

PT458 Open Painting Night
7:00 PM - 10:00 PM
WI, WII, SP

FRIDAY

ST301 Carving in Stone AM
9:00 AM - 12:00 PM
WI, WII, SP

PT459 Open Painting Day
9:00 AM - 12:00 PM
WI, WII, SP

PR504 Intaglio - Etching
9:00 AM - 12:00 PM
WI, WII, SP

CL627 Handbuilding with Alison
9:00 AM - 12:00 PM
WI, WII, SP

PT107 Miniature Painting in Oil
9:30 AM - 12:30 PM
WI, WII, SP

ST302 Stone Carving with Pneumatic Tools
1:00 PM - 4:00 PM
WI, WII, SP

PR301 Pressed for Time: Open Studio Printmaking
7:30 PM - 9:30 PM
WI, WII, SP

SATURDAY

DR416 Figure Drawing
10:00 AM - 1:00 PM
WI, WII, SP

DA734 Web Design: Where Do I Start?
10:00 AM - 1:00 PM
WI, WII, SP

GL332 Beginning Glass Blowing
2:00 PM - 5:00 PM
WI, WII, SP

WORKSHOP CALENDAR

W-CL603 Ian Childers
Saturday & Sunday, January 6 & 7

W-MA327 Beginning Welding
and Metalworking
Wednesday, January 10-31

W-MA328 Bladesmithing
Saturday & Sunday, January 13-21

W-BA101 123's of ETSY
Saturday, January 13

W-PT101 Color Theory for Watercolor
Saturday, January 13

W-PT562 Getting Your Toes Wet:
Beginning Watercolors
Saturday, January 13-February 3

W-MA326 Basic Welding Skills
Monday, Tuesday, Thursday, January 15-18

W-PT497 One Day Intro to Acrylic
Painting
Saturday, January 20

W-JW103 Bangles! Bangles! Bangles!
Wednesday, January 24

W-FB964 Eco Print and Indigo Workshop
Intensive with Kathy Hays
Thursday, Friday, Saturday, January 25-27

W-BA102 Smart Phone Photography as
an Artist's Marketing Tool
Saturday, January 27

W-FB966 One Day Eco Printing Workshop
Monday, January 29

W-PA430 Jennifer Evenhus
Friday & Saturday, February 2 & 3

W-PT597 One Day Watercolor Workshop
Saturday, February 3

W-CL658 Sculpting with Paper Clay:
Mermaids
Saturday & Sunday, February 3 & 4

W-JW327 Beginning Welding and
Metalworking
Wednesday, February 7-28

W-MM103 The Bead Embroidered Heron
and Flamingo
Saturday, February 10

W-BA201 Becoming a Professional
Artist-Part 1
Sunday, February 11

W-MA326 Basic Welding Skills
Monday, Tuesday, Thursday, February 12-15

W-MA328 Bladesmithing
Saturday & Sunday, February 17-25

W-FB955 Painted Warps for Weaving
Saturday & Sunday, February 17 & 18

W-PT484 Color Mixing Made Easy
Saturday & Sunday, February 17 & 18

W-PT487 Richard McKinley
Monday - Friday, February 17-23

W-FB944 Textile Embroidered
Landscapes I
Monday, February 19

W-PT499 California-Vibe Watercolor
Portraiture with David Lobenberg
Monday, Tuesday, Wednesday,
February 19-21

W-MM131 Change Your ARTITUDE - A Life
Changing Retreat with Lisbeth Graham
Tuesday, Wednesday, Thursday,
February 20-22

W-FB945 Textile Embroidered
Landscapes II
Tuesday & Wednesday, February 20 & 21

W-PT200 Acrylic Painting:
Dots, Dashes and Masses
Tuesday & Wednesday, February 20 & 21

W-DR106 Abstract Drawing and Design
Wednesday, February 21

W-SC105 Lips, Eyes and Noses
Wednesday, February 21

W-FB946 Wet-Felting and
Needle-Felting Landscapes
Friday & Saturday, February 23 & 24

W-PA101 One Day Intro to Pastel
Workshop
Saturday, February 24

W-JW105 Introduction to Resin
Jewelry Making
Saturday & Sunday, February 24 & 25

W-BA202 Becoming a Professional
Artist-Part 2
Sunday, February 25

CALL FOR ARTISTS exhibition opportunities

BIG EYES (A Juried Exhibition)

1/13/18 – 2/18/18

John + Pat Rossi Galleries

Community Call for Entries for a BIG EYES inspired artwork to be shown concurrent with the 43rd Annual International Miniature Art Exhibition + Trashy Treasures! Using the pop-culture works of Margaret Keane as a springboard, we want to SEE what you can do. Guest Juror + Cash awards! Guidelines available on our website @ www.dfac.org Deadline for delivery of works to be considered: January 5, 2018.

SUMMA & MAGNA: DFAC STUDENT & MEMBER EXHIBITION

3/2/18 – 5/6/18

Gamble Family, Douglas-Whitley

Meta B. Brown + John and Pat Rossi Galleries

All students and members are eligible to exhibit one work of art in any medium, competing for cash prizes selected by a guest juror. Delivery of works: February 19 + 20, 2018.

DFAC FACULTY EXHIBITION

Entel Family Gallery

DFAC's honored faculty exhibit concurrent with our annual Student & Member exhibitions. Witness the full range of creative talents offered at our mighty fine art center! Delivery of works: February 19 + 20, 2018.

ME + MY SHADOW [BOX]

5/4/18 – 5/18/18

Founders Hall

7th Annual Shadow [box] Exhibition + event with thanks to community partners - TAMPA IKEA. Works will be displayed for 2 weeks prior to the Friday night event. (Shadowboxes are provided at the time of registration.) Delivery by May 1, 2018.

W-FB960 Botanical Printing with Natural Dyes and Surface Design
Wednesday, Thursday, Friday,
February 28-March 2

W-PT383 Color Intensive Workshop with Elio Camacho
Friday, Saturday, Sunday, March 2-4

W-PT597 One Day Watercolor Workshop
Saturday, March 3

W-FB969 Simple Screen Printing on Fabric
Saturday, March 3

W-PT563 Diving In: Still Life in Watercolors for Beginners and Intermediate
Saturday, March 3-24

W-JW265 All That Glitters! An Introduction to Keum Boo and Aura22
Saturday & Sunday, March 10 & 11

W-BA101 123's of ETSY
Saturday, March 10 & 11

W-MA326 Basic Welding Skills
Monday, Tuesday, Thursday, March 12-15

W-MA327 Beginning Welding and Metalworking
Wednesday, March 12-April 4

W-MA328 Bladesmithing
Saturday & Sunday, March 17-25

W-PT497 One Day Intro to Acrylic Painting
Saturday, March 17

W-FB959 Rigid Heddle Round Robin
Saturday & Sunday, March 17 & 18

W-PR202 Rubber Stamp Carving for Beginners
Saturday, March 17

W-FB966 One Day Eco Printing Workshop
Wednesday, March 21

W-FB961 Natural Dyes and Surface Design for Art Quilters
Thursday & Friday, March 22 & 23

W-CL604 José Mariscal
Saturday & Sunday, March 24 & 25

W-JW103 Bangles! Bangles! Bangles!
Saturday, March 24

W-MA328 Bladesmithing
Saturday & Sunday, April 7-15

W-PT597 One Day Watercolor Workshop
Saturday, April 7

W-FA950 Creating a Color Swatch Book for Weavers and Quilters
Friday, Saturday, Sunday, April 13-15

W-CW102 Calligraphy: Frank Lloyd Writes!
Saturday, April 14

W-DR425 Discover Watercolor Pencils
Saturday & Sunday, April 14 & 15

W-PT564 Becoming Strong: Still Life in Watercolors for Intermediate and Advanced
Saturday, April 14-May 5

W-PR201 Intro to Zine Making
Saturday, April 14

W-MA326 Basic Welding Skills
Monday, Tuesday, Thursday, April 16-19

W-MA327 Beginning Welding and Metalworking
Wednesday, April 18-May 9

W-JW210 The Art of the Finish
Saturday, April 21

W-JW103 Bangles! Bangles! Bangles!
Sunday, April 29

W-MA328 Bladesmithing
Saturday & Sunday, May 12-20

W-MA326W Basic Welding Skills
Monday, Tuesday, Thursday, May 14-17

W-JW103 Bangles! Bangles! Bangles!
Saturday, May 19

W-PA101 One Day Intro to Pastel Workshop
Saturday, May 19



JUMP-RIGHT-IN WORKSHOPS!

NOT SURE WHETHER YOU ARE GOING TO LIKE A TECHNIQUE?

Try our 1 day workshops where you can experience a technique without buying expensive supplies. If you like it, there are classes which will get you started.

- **W-JW103 Bangles! Bangles! Bangles!**
- **W-PT497 One Day Intro to Acrylic Painting**
- **W-PA101 One Day Intro to Pastel Workshop**
- **PR201 Intro to Zine Making**
- **PR202 Rubber Stamp Carving for Beginners**
- **W-PT597 One Day Watercolor Workshop**




BA101 123's of ETSY

NEW!

with Eleanor Pigman
 Saturday, 9:00 AM - 1:00 PM
 Tuition \$55.00 M/\$75.00 NM
 Studio M1
 Level 1, 2
 Offered Jan 13, Mar 10

If you've ever considered marketing your artwork on ETSY, this class is essential for the success of your business. You'll learn how to start, maintain and grow your ETSY business including marketing, pricing, tags, SEO, social media and photography. Every student will receive a copy of the ETSY Craft Entrepreneurship Program Workbook. Eleanor is a trained instructor in this program and has taught throughout the area. Bring a computer or iPad and your smart phone, pen and paper.



BA102 Smart Phone Photography as an Artist's Marketing Tool

NEW!

with Eleanor Pigman
 Saturday, 1:00 PM - 4:00 PM
 Tuition \$55.00 M / \$75.00 NM
 Studio M1
 Level 1, 2, 3
 Offered Jan 27

Did you know that 90% of all ETSY photography is with a smart phone? Good, clean, crisp images of your art is truly important in order to sell and market your art. Join us for a hands on class, experimenting and discussing photography of your art as a business tool. Discussions regarding content of your photos, angles, lighting and backgrounds. Introduction to free photo editing apps such as snapseed, instagram, and your smart phone photo app to crop, tune and heighten the quality of your product photos. Bring your smart phone and a sample of your work.

WORKSHOPS



W-BA201 Becoming a Professional Artist-Part 1

NEW!

with Lorraine Potocki
 Sunday, 1:00 PM - 4:00 PM
 Tuition \$55.00 M / \$75.00 NM
 Studio H
 All Levels
 Offered Feb 11

In Part I of this two-part workshop, you will be provided the tools you need to take your art to the next level, marketing your work and yourself. You will learn how to do a needs assessment (understanding your purpose and what risks you are willing to take); create a budget; assess what skills you have and which ones you need to hire; and how to find a mentor. You will also begin to develop your personal business plan. This is an interactive workshop designed to either help you get started or reinvigorate your existing business goals. It is strongly recommended that you take both workshop sections to help launch your business.

W-BA202 Becoming a Professional Artist-Part 2

NEW!

with Lorraine Potocki
 Sunday, 1:00 PM - 4:00 PM
 Tuition \$55.00 M / \$75.00 NM
 Studio H
 All Levels
 Offered Feb 25

In Part II of this two-part workshop, you will continue to work on your own business plan to include your business description, goals and objectives, finding your market, and pricing. We'll also cover time management, how much time do you allot to creating your work vs. marketing. And, you'll learn how to generate multiple income streams, and how to present yourself and your work professionally. It is strongly recommended that you take both sections of this workshops.



W-BA203 Matting and Framing Your Artwork

With Mark Fox
 Sunday, 1:00pm - 4:00 PM
 Tuition: \$75.00 M / \$95.00 NM
 Studio M1
 Level 1, 2
 Offered Feb 11

The goal of this workshop is to introduce you to the tips and tricks of framing and matting. This workshop is a combination of theory and practice, combined with demonstrations and practical work. You'll learn the art of selecting the right mats, frames and glass for your artwork. You'll even get to try your hand at cutting a mat. Bring a small piece of artwork you would like to frame.



CL101 Exploring Form with Crystalline Glazing-Bowls & Plates

NEW!

with Glenn Woods
Monday, 6:00 PM - 9:00 PM
Tuition \$149.00 M / \$179.00 NM
Clay Fee \$15.00 / Lab Fee \$20.00
Studio E & F
Level 2, 3, 4, 5
Offered Spring

The focus of this session will be exploring the variations on a single form - Bowls and Plates. Weeks 1 through 4 will be dedicated to throwing, trimming, and finishing pieces, getting them ready for bisque. Week 5 will be dedicated to preparing the bisque for glazing and week 6 will be dedicated to glazing. All pieces will be loaded into the kiln the evening of the glaze session. The glazing session will be dedicated to using crystalline glazes - supplied by the instructor.



CL102 Exploring Form with Crystalline Glazing- The Bottle

NEW!

with Glenn Woods
Monday, 6:00 PM - 9:00 PM
Tuition \$149.00 M / \$179.00 NM
Clay Fee \$15.00 / Lab Fee \$20.00
Studio E & F
Level 2, 3, 4, 5
Offered Winter I

The focus of this session will be exploring the variations on a single form - the bottle. Weeks 1 through 4 will be dedicated to throwing, trimming, and finishing pieces, getting them ready for bisque. Week 5 will be dedicated to preparing the bisque for glazing and week 6 will be dedicated to glazing. All pieces will be loaded into the kiln the evening of the glaze session. The glazing session will be dedicated to using crystalline glazes - supplied by the instructor.



CL103 Exploring Form with Crystalline Glazing- Vases

NEW!

with Glenn Woods
Monday, 6:00 PM - 9:00 PM
Tuition \$149.00 M / \$179.00 NM
Clay Fee \$15.00 / Lab Fee \$20.00
Studio E & F
Level 2, 3, 4, 5
Offered Winter II

The focus of this session will be exploring the variations on a single form - the vase. Weeks 1 through 4 will be dedicated to throwing, trimming, and finishing pieces, getting them ready for bisque. Week 5 will be dedicated to preparing the bisque for glazing and week 6 will be dedicated to glazing. All pieces will be loaded into the kiln the evening of the glaze session. The glazing session will be dedicated to using crystalline glazes - supplied by the instructor.



CL604 Clay FUN-damentals with Lee Anderson

with Lee Anderson
Thursday, 6:00 PM - 9:00 PM
Tuition \$149.00 M / \$179.00 NM
Clay Fee \$15.00 / Lab Fee \$20.00
Studio E & F
All Levels
Offered WI, WII, SP

Explore clay at your own pace in a relaxed atmosphere. Learn basic pottery skills, practice skills you already have learned, or try something new. Handbuilding and wheel techniques will be demonstrated as well as various surface treatments and firing techniques. Learn the basic do's and don'ts of working in clay and, from there, your imagination is the limit.



CL610 Throwing on the Wheel II

with Ira Burhans
Tuesday, 9:00 AM - 12:00 PM
Tuition \$149.00 M / \$179.00 NM
Clay Fee \$15.00 / Lab Fee \$20.00
Studio E & F
Level 3, 4, 5
Offered WII, SP

CL610A Throwing on the Wheel II (5 Weeks Only)

with Ira Burhans
Tuesday, 9:00 AM - 12:00 PM
Tuition \$124.00 M / \$149.00 NM
Clay Fee \$15.00 / Lab Fee \$20.00
Studio E & F
Level 3, 4, 5
Offered Winter I

This class is for the student who has some experience on the potter's wheel. Students will work with the instructor to better understand different throwing techniques and work on their own ideas in class. Together we will explore the never-ending challenge and discovery of working in clay. **WINTER I IS A 5 WEEK CLASS.**



CL612 Open Clay Studio

with Monitor
 Tuition \$60.00 M / \$90.00 NM
 Clay Fee \$15.00
 All Levels
 Offered WI, WII, SP

An excellent opportunity for CURRENTLY ENROLLED DFAC clay students who desire more time to work on their projects using studio equipment. All clay studio policies are strictly enforced and work may not be intended for production. To use the Open Clay Studio, students must purchase a Punch Card. Each punch card is good for 18 individual 1-hour sessions. Students will have the option of attending one or more of the five Open Clay Studio meetings each week. Punch Cards must be presented to the studio monitor at each session being attended.

PLEASE NOTE: ONLINE REGISTRATIONS FOR STUDIO TIME ARE NOT BEING ACCEPTED. YOU MUST PURCHASE THE PUNCH CARDS IN PERSON AT THE FRONT DESK PRIOR TO ATTENDING THE OPEN CLAY STUDIO.



Wheel of Fortune With Jacqueline LaDrig

with Jacqueline LaDrig
CL619 Thursday, 6:30 PM - 9:30 PM
CL628 Monday, 1:00 PM - 4:00 PM
 Tuition \$149.00 M / \$179.00 NM
 Clay Fee \$15.00 / Lab Fee \$20.00
 Studio D
 Level 1, 2, 3
 Offered WI, WII, SP

This is an introductory class to the pottery wheel. Instructor provides step-by-step instruction and demonstrations to help you create functional clay objects. This class will cover the basics of wheel throwing, trimming, and glazing of functional forms. We will create mugs, bowls, plates, and more.



CL623 Learning to Throw with Lee Anderson

with Lee Anderson
 Tuesday, 6:00 PM - 9:00 PM
 Tuition \$149.00 M / \$179.00 NM
 Clay Fee \$15.00 / Lab Fee \$20.00
 Studio F
 Level 1, 2, 3
 Offered WI, WII, SP

This work-at-your-own-pace class covers the basic mechanics of throwing on the wheel, including preparing the clay, centering, shaping, trimming, and glazing. We also discuss firing techniques, including raku. The focus of the class is on practicing techniques, and students include those who have never worked with clay to those who are more advanced.



Handbuilding with Jacqueline

with Jacqueline McDonough
CL629 Monday, 1:00 PM - 4:00 PM
CL630 Monday, 6:30 PM - 9:30 PM
CL603 Wednesday, 1:00 PM - 4:00 PM
 Tuition \$149.00 M / \$179.00 NM
 Clay Fee \$15.00 / Lab Fee \$20.00
 Studio E
 All Levels
 Offered WI, WII, SP

Every week we will explore a different technique through classroom demonstration, which can then be personalized in your project. We will be working with the extruder (think giant cookie press) at least once during the session and will also explore the extensive glazes in our studio. This is also an independent study for those with previous clay experience



Handbuilding with Alison

with Alison Shepard
CL609 Thursday, 1:00 PM - 4:00 PM
CL626 Thursday, 9:00 AM - 12:00 PM
CL627 Friday, 9:00 AM - 12:00 PM
 Tuition \$149.00 M / \$179.00 NM
 Clay Fee \$15.00 / Lab Fee \$20.00
 Studio E
 All Levels
 Offered WI, WII, SP

Handbuilding for anyone, beginner to experienced sculptor. Learn hand-building techniques, surface treatments and glazing. Create functional and decorative pieces, from miniatures to tall garden sculptures, creatures, containers and wall art. Individual attention and help.



CL634 Clay Exploration

with Jacqueline LaDrig
CL634 Wednesday, 6:30 PM - 9:30 PM
 Tuition \$149.00 M / \$179.00 NM
 Clay Fee \$15.00 / Lab Fee \$20.00
 Studio D
 All Levels
 Offered
 WI, WII, SP

A handbuilding clay class where the student will touch on extrusion, slab, coil and modular construction in clay. Students with prior knowledge in clay will have freedom to further their skills in making conceptual, decorative or functional art.

WORKSHOPS

**W-CL603 Ian Childers**

with Ian Childers
Saturday & Sunday, 10:00 AM - 5:00 PM
Tuition \$195.00 M / \$225.00 NM
Studio M1
All Levels
Offered Jan 6-7

This is a weekend workshop with renown potter Ian Childers. Ian will give demonstrations on throwing his forms, glazing, kiln firing and will talk about re-glazing pots for better results. He will also be demonstrating his acid etching technique. Grinding and polishing the bottoms of pots using his Lapping wheel and polishing techniques will be covered extensively. Thank you to sponsors whose contributions help to lower the cost of the workshop.

**W-CL604 José Mariscal**

with José Mariscal
Saturday & Sunday, 10:00 AM - 5:00 PM
Tuition \$195.00 M / \$225.00 NM
Studio M1 and D and F
All Levels
Offered Mar 24-25

This is a weekend workshop with award winning artist Josep Mariscal. Renown potter, Josep Maria Mariscal travels from Spain to share his dynamic expertise in throwing and crystalline glazing. Thank you to sponsors whose contributions help to lower the cost of the workshop.

**W-CL658 Sculpting with Paper Clay: Mermaids**

with Cory McCrory
Sat & Sun, 9:00 AM - 5:00 PM
Tuition \$195.00 M / \$225.00 NM
Clay Fee \$15.00
Studio E
Level 2, 3, 4, 5
Offered Feb 3-4

This is a 2-day weekend workshop. Cory McCrory is back again with a fun project made with paper-clay, this time with an intro to the figure building mermaids. Cory will show you how to build expressive faces, hands and bodies. Paper clay lets us break a few rules of regular stoneware allowing the artist to stretch the limits without the high risk associated with regular clay. Learn how to make your own batch of paper clay, store and fire it. She will also cover her decorating and glazing steps. Some clay experience is recommended.


creative writing

**CW101 Calligraphy: Blackletter Style****NEW!**

with Linda Renc
Monday, 6:00 PM - 8:30 PM
Tuition \$140.00 M / \$170.00 NM
Studio M2
All Levels
Offered Winter I

Bold black inkstrokes on snow white paper makes a powerful statement. Dragon-ish Blackletter capitals with beaks & claws grab for attention. This style in the Gothic family can be used for awards, diplomas, & formal occasions or just for fun on a poster or Christmas card. Study real vellum manuscripts and beautiful modern examples, perhaps even design your own tattoo!

WORKSHOP

**W-CW102 Calligraphy: Frank Lloyd Writes!****NEW!**

with Linda Renc
Saturday, 10:00 AM - 1:00 PM
Tuition \$75.00 M / \$85.00 NM
Studio M2
All Levels
Offered Apr 14

Write like a famous architect! Armed with a sharp pencil and graph paper, you can re-create arts & crafts style lettering based on the Eaglefeather type font. Designed from Wright's own personal pencil lettering for blueprints, Eaglefeather with its 1920's flavor is an excellent introduction into the wide world of calligraphy. The simple capital letters can be sketched with pencil or fine-line pen. Build your lettering skills for future design projects or use with cards, envelopes, placards, & scrapbooks.



DA715 Beginning Adobe Photoshop Elements 13

with Charles Oestreich
 Thursday, 1:00 PM - 4:00 PM
 Tuition \$149.00 M / \$179.00 NM
 Lab Fee \$30.00
 Studio J
 Level 1, 2, 3
 Offered WI, WII, SP

This 6-week course is an introduction to the skills required to adjust and print photos from Adobe Elements. No prior experience with Elements is required but basic computer skills are essential. Students will learn to crop, adjust color, brightness and contrast and remove objects from a photograph. By the end of the course the student will have mastered the use of a Layer, a Layer Mask, and the Adjustment Layer. The coordinated use of these Elements capabilities allows the user to produce truly superior photographs. The class is limited to six students as there are only six computer work stations. If you prefer to work on your own lap top you may bring it to class.



DA718 Intermediate Adobe Photoshop Elements 13

with Charles Oestreich
 Thursday, 9:00 AM - 12:00 PM
 Tuition \$149.00 M / \$179.00 NM
 Lab Fee \$30.00
 Studio J
 Level 2-5
 Offered WI, WII, SP

The pre-requisite for this course is access to a computer with Photoshop Elements and familiarity with the program. The course will explore the concept of work flow, the RAW file format, layer mode, proper way to merge photos, restoring old photos, retouching faces, substituting one or more faces in a group photograph, creating a line drawing from a photo, converting a color photo to a black & white photo or sepia tone photo, colorizing a black & white photo and more. Maximum 6 students.



DA722 Photoshop for Designers

with David Wood
 Monday, 6:00 PM - 9:00 PM
 Tuition \$149.00 M / \$179.00 NM
 Lab Fee \$30.00
 Studio J
 Level 1, 2
 Offered WI, WII, SP

This course will get you started with Photoshop from scratch beginning with the interface basics (tools, menus, palettes). Students will then learn about resolution, color space and workflow. Additional topics include: layers, masking, filters, color correction, photo-manipulation and much more. By the end of this course you should have a solid understanding of what the program can do, and how to begin using it with confidence. You will need a flash drive (4GB min) to save your work.

- Sessions available are listed within class descriptions. Register online for any DFAC class or workshop at www.dfac.org
- NEW Workshops are always being added! Please check our website www.dfac.org for up-to-date information.
- DFAC has scholarships available for both children and adults! Please call or visit our website for guidelines: www.dfac.org/art-class-scholarships
- Special scholarships available for military veterans. Please inquire about the David Scales Memorial Scholarship!



DA730 Intro to Adobe Illustrator CC

with David Wood
 Tuesday, 6:00 PM - 9:00 PM
 Tuition \$149.00 M / \$179.00 NM
 Lab Fee \$30.00
 Studio J
 Level 1, 2, 3
 Offered WI, WII, SP

This course will introduce you to vector-based imaging. No prior Illustrator experience is required but a basic computer skill set is essential. The course begins by distinguishing vector graphics from raster (resolution dependent) art. Next, we will cover the interface (tools, menus and palettes) with emphasis on the most commonly used features. Students will learn to work with lines, strokes, fills and paths in creating artwork. Other topics such as color, layers, text, placing images, brushes, effects, masking and more will be covered. We will also learn how Illustrator works with other programs. No special artistic talent or skills are required; however, patience and practice will be very helpful in getting comfortable with the program. You will need a USB Flash drive, minimum 4GB, to keep your files.



DA731 Intro to InDesign CC

with Blanka Roundtree
 Thursday, 6:00 PM - 9:00 PM
 Tuition \$149.00 M / \$179.00 NM
 Lab Fee \$30.00
 Studio J
 Level 1, 2, 3
 Offered WI, WII, SP


This course will introduce you to InDesign CC while picking up basic principles of good design. No prior InDesign experience is required. A basic computer skill set is essential. This course is for beginners and will cover the basic features and tools. You'll gain an understanding of working with text and fonts to give your work more polish. You'll learn how images work in InDesign and how you can easily make adjustments to your page layout. You will need a USB Flash drive, minimum 4GB, to keep your files. You may bring your own laptop.



DA734 Web Design: Where Do I Start?

with David Wood
Saturday, 10:00 AM - 1:00 PM
Tuition \$149.00 M / \$179.00 NM
Lab Fee \$30.00
Studio J
Level 1, 2
Offered WI, WII, SP

Ready to create your own web site or learn how it works? No prior knowledge required, you'll be coding from the first day. We'll begin with basic definitions and terminology. Students will be introduced to Hypertext Markup language (HTML) and begin creating web pages. Subsequently, they will learn about cascading style sheets (CSS) to start styling their content. The course will cover web design fundamentals (handling images and fonts on the web) and page layout. Finally, there will be an overview on web hosting from setting up an account to uploading files to the web. Students will be given resources to continue to maintain their website.



DA736 Introduction to Digital Typography

NEW!

with David Wood
Wednesday, 6:00 PM - 9:00 PM
Tuition \$149.00 M / \$179.00 NM
Lab Fee \$30.00
Studio J
Materials List
All Levels
Offered WI, WII, SP

Whether you're formatting text in a document, setting type in a design, using type as the design or even creating your own font, this all falls under "Typography." Join this fun journey into the world of type, exploring fonts, layouts and formatting, as well as manipulating type to meet our communicative design needs.



DR368 Japanese Sumi-e for Beginners

with Noriko Kuehn
Thursday, 1:00 PM - 3:00 PM
Tuition \$135.00 M / \$165.00 NM
Studio M2
Materials List
All Levels
Offered WI, WII, SP

Learn the simple and serene world of painting Sumi-e (painting with ink) and Japanese Kanji Calligraphy (Shodo). This casual, introductory class is for anyone and covers the basic skills of Japanese brush painting for beginners, as well as more advanced techniques for experienced learners. Get used to Shodo techniques with Japanese brushes. Learn brushstroke control and how to draw Japanese characters, such as "heart" and "moon." The class also focuses on Sumi-e to draw images, such as Bamboo and Koi fish. Learn the historical and cultural background of Shodo and Sumi-e. The lecture will be minimal with focus on plenty of hands-on studio time. Learn how to balance Yin and Yang, using the contrast of ink to create the desired results. **A \$10 materials fee is paid directly to the instructor to cover cost of sumi ink and use of Japanese brushes for session. Instructor will provide a variety of Japanese papers to try in the first class.**



DR380 Zen Brush Art & Japanese Calligraphy

with Noriko Kuehn
Wednesday, 1:00 PM - 3:00 PM
Tuition \$135.00 M / \$165.00 NM
Studio M2
All Levels
Offered WI, WII, SP

This 2000 year old art form is practiced by Zen Masters who adhere to the practice of meditation in preparation for painting. Noriko will start the class with a Zen meditation and serve tea in preparation for Zen Brush techniques. **A \$10 materials fee will be paid to the instructor for your brush and ink. You will need to bring paper.**



DR369 Japanese Sumi-e Intermediate/Advanced

with Noriko Kuehn
Thursday, 10:00 AM - 12:00 PM
Tuition \$135.00 M / \$165.00 NM
Studio M2
Level 2, 3, 4, 5
Offered WI, WII, SP

This class will teach more advanced techniques basic Japanese brush painting for experienced learners. Master Shodo techniques with Japanese brushes. Learn brushstroke control and how to draw intricate Japanese characters. The class will also focus on Sumi-e images, such as plants, landscapes, fish and animals. Learn the historical and cultural background of Shodo and Sumi-e. The lecture will be minimal with focus on plenty of hands-on studio time. Learn how to balance Yin and Yang, using the contrast of ink to create the desired results. **A \$10 materials fee is paid directly to the instructor to cover cost of sumi ink and use of Japanese brushes for session. Instructor will provide a variety of Japanese papers to try in the first class.**



DR401 Basic Drawing

with Melissa Miller Nece
Tuesday, 3:30 PM - 6:30 PM
Tuition \$149.00 M / \$179.00 NM
Studio M1
Materials List
Level 1, 2, 3
Offered WI, WII, SP

Learn to draw anything by learning to see as an artist sees, with emphasis on the perception of contour, negative space, proportion and value. Excellent foundation for beginners, also sharpens experienced drawing skills. Improving your drawing skills is invaluable in all of your other creative pursuits. Based on "Drawing on the Right Side of the Brain" by Betty Edwards, this class develops your perceptual skills.



DR404 Colored Pencil for Everyone

with Melissa Miller Nece
 Tuesday, 12:30 PM - 3:30 PM
 Tuition \$149.00 M / \$179.00 NM
 Studio H
 Materials List
 Level 2, 3, 4, 5
 Offered WI, WII, SP

Neat, portable and inexpensive, colored pencils can be used for any style work, from rough sketches to finely detailed realism. Students experiment with color and techniques for a full range of special effects. Emphasis on developing an individual style through personal guidance from instructor and class discussion. Some background in drawing necessary. All new students receive a drawing pad and a special eraser.



DR405 Figure Drawing Open Studio

with Monitor
 Monday, 6:30 PM - 9:30 PM
 Tuition \$20.00 M / \$35.00 NM
 Model Fee \$45.00
 Studio C
 Level 3, 4, 5
 Offered WI, WII, SP

This open studio class is open to intermediate/advanced students and professional artists. Maximum 12 participants. Work in your media of choice on studies of the live model. Students may pay a drop-in fee the night of class (cash or check only) \$12 for members / \$15.00 for Non Members. You MUST show your membership card to receive the Member price. You may also register on line and pay in advance.



DR409 Basic Drawing

with Joseph Weinzettle
 Tuesday, 6:30 PM - 9:30 PM
 Tuition \$149.00 M / \$179.00 NM
 Studio C
 Materials List
 Level 1, 2, 3
 Offered WI, WII, SP

This course introduces beginning students to basic studio and plein-air (outdoor) drawing techniques in charcoal, graphite and ink. Students will learn from direct observation from a variety of still life objects. Exercises will develop the students' skill in creating line, tone, volume and composition. Typical class exercises will include quick sketches or gesture studies and long poses. Vine charcoal (medium) and 18X24 medium weight drawing paper pad are required for the first class.



DR416 Figure Drawing

with Zoe Papas
 Saturday, 10:00 AM - 1:00 PM
 Tuition \$149.00 M / \$179.00 NM
 Model Fee \$45.00
 Studio G
 Materials List
 Level 2, 3, 4, 5
 Offered WI, WII, SP

Figure drawing is timeless and important because it seeks to portray the complex beauty of the human person. In this course, students will be taught how to draw the nude human figure from a live model using charcoal and chalk on paper. Prior drawing experience and some knowledge of basic drawing concepts, such as perspective, is recommended. Lessons will use a structural approach geared towards helping students draw what they see. Primarily, the class will consist of demonstrations, gesture drawings, various quick exercises, and long pose drawings. There will also be individualized help when necessary.

WORKSHOPS



W-DR106 Abstract Drawing and Design

with Melissa Miller Nece
 Wednesday, 9:00 AM - 3:00 PM
 Tuition \$80.00 M / \$110.00 NM
 Studio I
 Level 1, 2, 3
 Offered Feb 21

Try something new: an intuitive approach to drawing. Have some fun and take a break from perfectionist realism. Learn how the elements and principles of design apply to all visual art, and then explore how to use them to create a non-objective drawing which still has meaning. Open to all drawing media - colored pencil, watercolor pencil, pastel, pen or marker.



W-DR425 Discover Watercolor Pencils

with Melissa Miller Nece
 Saturday & Sunday, 10:00 AM - 4:00 PM
 Tuition \$160.00 M / \$190.00 NM
 Studio I
 Materials List
 All Levels
 Offered Apr 14-15

Water soluble colored pencils combine the precision and control of pencil drawing with the fluid possibilities of watercolor paint. They're especially useful for travelers and plein air artists, great for sketchbooks and journals. Come explore the many ways these versatile drawing tools can be used wet or dry, alone or for mixed media. Derwent, leading makers and innovators in this fine art medium, will provide all the pencils for use in this class. (And you'll get to keep some too!)



JOIN CLASSES IN OUR
NEWEST PROGRAM:

FOOD ARTS

Get creative in the kitchen with our professional chefs in a relaxed fun atmosphere. Watch for classes in French and Spanish cuisine, tips and tricks in the kitchen, sumptuous desserts and more.

Schedule of classes is available at DFAC.org.



FB904 Mayan Back-Strap Weaving

with Concepcion Poo Coy Tharin
Monday, 1:00 PM - 4:00 PM
Tuition \$149.00 M / \$179.00 NM
Material Fee \$50.00
Studio O
All Levels
Offered WI, WII, SP

Learn the ancient Mayan art of back-strap weaving. Back-strap weaving is at once a delicate and beautiful art form, highly portable (you can tie it to any post, tree, or even a nail in the wall), and wonderfully diverse (you can make original table runners, scarves, place mats, curtains, shawls, table clothes, and much more). Participants will learn to warp the thread and set up a loom, and then to weave a small table runner with some traditional Mayan designs. The thread (many colors are available), loom, warping board, needle, back-strap, and tie cord are all included in the materials fee. Both beginners and experienced weavers are welcome.



FB916 Weaving on a Rigid Heddle Loom

with Pam Pawl Hudson
Wednesday, 6:00 PM - 9:00 PM
Tuition \$149.00 M / \$179.00 NM
Studio O
Materials List
Level 1
Offered WI

You don't have to invest a lot of money in equipment to start weaving. A rigid heddle loom is a simple frame loom that allows you to weave anything from wall hangings to scarves. It is sometimes called a Knitters loom because it can accommodate worsted and novelty yarns. This type of loom folds and takes up very little space. You will learn how to wind a warp and thread a loom. The first project will be sampling different fibers and learning weaving techniques. This information will then be used to weave a second project of your choice. Scarves, runners, bags, pillows are all possible on the rigid heddle loom. You will also learn how to select appropriate yarns, read project drafts and finish a piece when it comes off the loom. Looms are provided and can be taken home between classes for a \$50 deposit. **A \$10 materials fee covers the first project. Students will purchase their own yarns for the second project.**



FB931 Artful Basketry

with Bonnie Bowman
Tuesday, 6:30 PM - 9:30 PM
Tuition \$149.00 M / \$179.00 NM
\$35.00
Studio O
All Levels
Offered WI, WII

In this class, students will create at least one traditional and at least one original sculptural basket. Students will learn to prepare reed, collect and prepare natural materials, incorporate man made materials and dyeing techniques. The instructor will supply plenty of natural materials, found objects and unique yarns.

WORKSHOPS



W-FB944 Textile Embroidered Landscapes I

NEW!

with Lorraine Turner
Monday, 10:00 AM - 5:00 PM
Tuition \$95.00 M / \$125.00 NM
Studio M1
Materials List
All Levels
Offered Feb 19

Award winning fiber artist, Lorraine Turner, will inspire you to create beautiful, intricate painted landscapes from fabric. This is a one-day workshop. Although this is open to all levels, students must know how to operate a sewing machine. You will learn the basics of creating a painted landscape using fibers. Students will be using a sewing machine and a needle-felting tool. Students will learn step-by-step techniques, such as: Creating templates using photos, Choosing fabrics that help intensify the mood of the landscape, Creating color-zone values to create dynamic dimensions, Adhering the fabric (several options will be demonstrated), Free-motion sewing, and Embellishing the foreground to add texture. Students should bring their sewing machines to class in good working order with the ability to do free-motion sewing.



W-FB950 Creating a Color Swatch Book for Weavers and Quilters

with Pam Pawl Hudson
Friday, Saturday, Sunday, 10:00 AM - 4:00 PM
Tuition \$165.00 M / \$195.00 NM
Studio O
All Levels
Offered Apr 13-15

In this class, students will create a dye swatch book of over 60 colors using recipes and only 3 primary color stock solutions. We will be using MX Fiber Reactive Dyes which dyes cellulose fiber and silk. This is a cold water process and can be used on both yarn and fabric. We will cover the proper procedure for preparing a dye stock solution and mixing dyes according to formula with an emphasis on safe studio practice. This session we will dye cotton cloth. The samples will be divided so every participant receives a sample for their swatch book. This swatch book is a valuable future reference when dyeing yarns, fibers and cloth. This class is appropriate for both quilters and weavers. **A \$20 materials fee will be collected in class.** All dyes and materials provided.



W-FB945 Textile Embroidered Landscapes II

NEW!

with Lorraine Turner
Tuesday & Wednesday, 10:00 AM - 5:00 PM
Tuition \$190.00 M / \$220.00 NM
Studio M1
Materials List
Level 2, 5
Offered Feb 20-21

A workshop for students who have a working knowledge of raw applique, free motion sewing, thread painting and can work independently. Students will be using a sewing machine and a needle-felting tool. You will learn how to create a landscape using a diverse selection of fibers, including eyelash sari silk, dyed cheese-cloth, burlap, silk ribbons, upholstery fabric, wool, lamb locks, and more. Students will learn step-by-step techniques, such as: Creating templates using photos, Thread painting, Choosing fabrics that help intensify the mood of the landscape, Couching ribbon, cording, and yarn to create a linear feeling, Using sheers to create shadows and perspective, and embellishing with felting to add texture. Students should bring their sewing machines to class in good working order with ability to do free-motion sewing.



W-FB955 Painted Warps for Weaving

with Pam Pawl Hudson
Saturday & Sunday, 10:00 AM - 4:00 PM
Tuition \$149.00 M / \$179.00 NM
Studio O
All Levels
Offered Feb 17-18

This is a weekend workshop. Explore the idea of color movement by learning to paint a warp with Fiber Reactive dyes. Students will learn how to make stock solutions, how to lay out their yarns, apply and set the dyes and then how to rinse the yarn without tangling ready for the loom. We will also learn how to paint coordinating weft yarns. Students will bring a two 5yd prepared warps (20" maximum width) and skeins to dye. They must be cellulosic fiber - cotton, rayon, tencel, bamboo, etc. Blends are fine. The instructor will send more specific warping information several weeks before class so there is time to purchase yarns and make the warps. Please register early. **A \$15 materials fee will be collected in class.**



W-FB946 Wet-Felting and Needle-Felting Landscapes

NEW!

with Lorraine Turner
Friday & Saturday, 10:00 AM - 5:00 PM
Tuition \$190.00 M / \$220.00 NM
Studio M1
Materials List
All Levels
Offered Feb 23-24

Learn the basics of wet felting and needle felting from award winning fiber artist, Lorraine Turner. On Day 1, you'll use heat, moisture and agitation on wool fibers to create a base fabric. On Day 2, you'll embellish the surface through needle-felting and the addition of other textures. **A \$5 materials fee will be paid directly to the instructor.**



W-FB959 Rigid Heddle Round Robin

NEW!

with Pam Pawl Hudson
Saturday & Sunday, 10:00 AM - 4:00 PM
Tuition \$150.00 M / \$180.00 NM
Studio O
Level 2, 3, 4, 5
Offered Mar 17-18

In this 2 day workshop, students will experience more advanced techniques on the rigid heddle loom. Each loom will be set up with a different technique and students will move from one loom to the next, weaving their own samples. Warps will be assigned on the first day and students will thread their loom according to instruction. Day two and three will be for weaving the samples. Each student will go home with a complete set of samples with instructions. Techniques include pattern pick-up, weaving with a double heddle, exploring mixed density warps with a variable dent reed, inlay and more depending on the size of the class. Looms and materials provided. Please contact the instructor if bringing your own loom. **A \$15 Materials fee is payable directly to the instructor.**



W-FB960 Botanical Printing with Natural Dyes and Surface Design

with Kathy Hays
 Wed, Thu, Fri, 10:00 AM - 5:00 PM
 Tuition \$400.00 M / \$430.00 NM
 Studio O
 Materials List
 All Levels
 Offered Feb 28-Mar 2

Create beautiful unique-to-you fabrics using natural dye extracts, surface design, and contact printing with local plants. During this course, you will learn how to properly mordant fabrics and be able to carry out at home. You will dye your mordanted fabrics and apply surface design techniques using a natural print paste for printing and for discharging of color. Printing with local plants will also be included for further expansion of skills. This intensive course allows for your creative and artistic self-soar. No experience is needed for this workshop. **A \$125 is paid directly to the instructor and includes all mordanted fabrics, dyes and consumables.**



W-FB966 One Day Eco Printing Workshop

with Kathy Hays
 Monday, 10:00 AM - 4:00 PM
 Tuition \$95.00 M / \$125.00 NM
 Studio O
 Materials List
 Level 1, 2
 Offered Jan 29, March 21

This is a 1 day workshop. Eco Printing is contact printing of plants onto protein fiber fabrics. In this workshop, you will learn about plants, fabrics, equipment, and processes. This is perfect for fiber artist, feltmakers, dyers and art quilters. No experience necessary, just a willingness to experiment and enjoy the bounties of nature. This workshop is a designed to learn the fundamentals that will launch your artwork into a new Eco Printing adventure. The instructor will provide the necessary silk scarves used to make these fabulous prints. A \$35 materials fee is paid directly to the instructor.



W-FB961 Natural Dyes and Surface Design for Art Quilters

with Kathy Hays
 Thursday & Friday, 10:00 AM - 5:00 PM
 Tuition \$250.00 M / \$280.00 NM
 Studio O
 Materials List
 All Levels
 Offered Mar 22-23

Come, learn how to use natural dyes to make beautiful surface design on cotton and linen fabrics. The range of color and textures you can create without the use of strong chemicals or solvents will amaze you! In this 2-day workshop you will learn how to properly mordant your fabrics, how to successfully dye, discharge and print with natural materials. The possibilities are endless and an opportunity to create unique-to-you type fabrics. No experience is needed for this workshop. Instructor will be providing the pre mordanted fabrics, natural dye extracts and consumables in the materials fee.



W-FB969 Simple Screen Printing on Fabric

NEW!
 with Coralette Damme
 Saturday, 10:00 AM - 2:00 PM
 Tuition \$55.00 M / \$85.00 NM
 Studio O
 Materials List
 All Levels
 Offered Mar 3

This is a 1 day workshop. Learn a simple yet effective process for making your own screen prints that you can continue to do at home! You'll learn how to use every day materials to create a simple silkscreen design and print it on your own tea towel! Simple designs with thick lines (think fat marker not skinny pencil lines) or shapes work best--don't know what to make? How about a monogram of your initials or some symbol that you identify with... or work from a black and white photo (not shades of gray) You'll make a single color image about 5x5 inches in size. Bring extra T-shirts, bags or other fabric items to print if desired. If you have one, a hair blower is useful for quickening the drying process. **A \$15 materials fee is paid directly to the instructor.**



W-FB964 Eco Print and Indigo Workshop Intensive with Kathy Hays

with Kathy Hays
 Thursday, Friday, Saturday, 10:00 AM - 4:00 PM
 Tuition \$400.00 M / \$430.00 NM
 Studio O
 Materials List
 All Levels
 Offered Jan 25-27

This is a 3 day workshop. Eco Printing is contact printing of plants onto fabric. In this 3-day workshop, you will learn about plants, fabrics, equipment, processes and bundling techniques that create artful fabrics. Silk and wool fabrics are used because of their affinity for contact printing. While learning the printing process, emphasis will be placed on artful design and purposeful placement of the plant material. Instruction for making and using an indigo vat will be included along with ideas to enhance design. The techniques presented in this workshop are perfect for all fiber artists, feltmakers, dyers and art quilters who are seeking a new medium for personal expression. No experience necessary, just a willingness to experiment and enjoy the bounties of nature. Some hand strength is needed to create bundles and expect long periods of standing. This workshop is designed to learn the essentials, understand design and composition with plants to be carried out successfully at home. Students will take home several sample pieces as well as completed projects. **A Material Fee of \$30 is paid directly to the instructor to cover plant materials, mordants, solutions and supplies. This workshop will fill quickly! To reserve your seat, student may pay in full online, or call DFAC at (727) 298-3322 to make a \$100 non-refundable deposit.**



GL332 Beginning Glass Blowing

with Mariel Bass
 Saturday, 2:00 PM - 5:00 PM
 Tuition \$295.00 M / \$325.00 NM
 DMG School Project & Duncan
 McClellan Gallery
 Materials List
 All Levels
 Offered Jan 13-27, Feb 3-17, Mar
 3-17, Apr 14-28

This class meets on 3 consecutive Saturdays. In partnership with renowned glass artist, Duncan McClellan and the DMG School Project, this class offers students the opportunity to learn the basics of glass making while creating a series of blown and solid glass pieces. Designed for the beginner, this course covers the basics of gathering hot glass from the furnace, blowing a bubble and shaping it. Before you enroll, please see the SUPPLY LIST for IMPORTANT INFORMATION regarding what to wear and bring, as well as the cancellation policy. Glassblowing is a hot, intense, physical activity. Please make the instructor aware of any physical limitations you may have so we can provide you with the safest, most enjoyable class experience.



Chef Brian offers a delicious palette of healthy fare, featuring homemade soups, salads, sandwiches and desserts. Vegan, vegetarian and gluten-free options.

**OPEN
 MON-FRI 9AM-3PM
 SUNDAY BRUNCH 10 AM-3PM**

**For custom catering, call
 727-298-3322, ext. 237**



Art Talk by Scottish Glass Artist

ERIC HILTON

Thursday, February 22, 6-7:30pm

Eric Hilton is a world renown glass artist represented by the Duncan McClellan Gallery. He will be bringing pieces of his intricate glass and showing images of others while he talks about his creative experiences. "Creativity is the vehicle that synthesizes order into the awe of existence and gives profound meaning to life."



DFAC GALLERY SHOP

Come be inspired! The DFAC Gallery Shop is the perfect place to find unique gifts handcrafted by local artists.

Join the DFAC Family today! All members receive a 10% discount in the Gallery Shop.

The Gallery Shop is open:

Monday-Friday: 11am-4pm

Saturday: 10am-2pm

Sunday: 1pm-4pm

We are always searching for high quality artwork. To be reviewed for consignment, apply online: www.dfac.org/visit/gallery-shop/ or contact the Gallery Manager Danielle Conte at dconte@dfac.org.



Dunedin Fine Art Center



Sterling Society presents

COFFEE and CONVERSATION WITH THE ARTIST

Fascinating talks and demonstrations by the area's finest artists
2nd Thursdays from 12-1PM
Dunedin Fine Art Center

Free for DFAC members and \$5 for non-members

trashy treasures

FRIDAY, FEB 16TH

Best Pre-Loved Art Bash

SATURDAY, FEB 17TH

Tampa Bay's Most Anticipated Art Garage Sale!

For more info, DFAC.org



JW101 Fundamentals of Jewelry Fabrication I

NEW!

with Stacy Perry
Thursday, 6:00 PM - 9:00 PM
Tuition \$149.00 M / \$179.00 NM
Lab Fee \$15.00
Studio K
Materials List
Level 1
Offered WI, SP

Refresh the fundamentals or learn from scratch! In this introductory metalsmithing class, you'll learn the fundamental skills of metal jewelry fabrication. Learn good studio habits while learning how to solder with a gas torch, sawing, filing, using the flex-shaft, riveting techniques, finish work and other common bench and studio necessities. All students will be following the same curriculum. You'll complete unique jewelry projects in copper, brass and sterling silver while learning the proper techniques necessary to build a solid foundation in the metal jewelry arts. This is a limited entry class, so sign up early to ensure your spot. **A \$75 fee will be paid to the instructor for the metals and supplies used in class.**



JW102 Fundamentals of Jewelry Fabrication II

NEW!

with Stacy Perry
Thursday, 6:00 PM - 9:00 PM
Tuition \$149.00 M / \$179.00 NM
Lab Fee \$15.00
Studio K
Materials List
Level 2
Offered WII

This class builds on the skills learned in Fundamentals of Jewelry Fabrication I. In addition, you will learn how to create a bezel and basic stone setting along with lots of demonstrations and hands-on work. You'll create beautiful pieces of jewelry while expanding and building your metalsmithing skills. All students will be following the same curriculum. **A fee of \$75 will be paid to the instructor to cover the cost of metals used in class.**



JW201 Real Jewelry I - Beginning Silversmithing

with Susan Maxon
Wednesday, 4:00 PM - 7:00 PM
Tuition \$149.00 M / \$179.00 NM
Lab Fee \$5.00
Studio K
Materials List
Level 1, 2
Offered WI, WII, SP

Structured for the beginner with no previous jewelry instruction. Students will learn necessary skills in class such as handling tools and torches and setting semi-precious stones. Individual attention allows students to progress at their own pace through the creation of 3 beautiful sterling silver jewelry pieces. **Metals and stones are available for purchase from the instructor at an extra cost. You will want to bring your own apron and safety glasses.**



W-JW103 Bangles! Bangles! Bangles!

NEW!

with Gail Thayer
Saturday, 10:00 AM - 1:00 PM
Tuition \$45.00 M / \$55.00 NM
Studio K
Level 1, 2
Offered Jan 24, Mar 24, Apr 29, May 19

First time in the jewelry studio? No problem. Learn to solder sterling silver wire, form it into a circle and shape it using a steel bangle die and the hydraulic press. Beginners can expect to complete 2-3 bangles during this workshop. **A materials fee of \$8 will be paid to the instructor to cover the cost of sterling silver wire.**



W-JW105 Introduction to Resin Jewelry Making

NEW!

with Velina Glass
Saturday & Sunday, 10:00 AM - 5:00 PM
Tuition \$149.00 M / \$179.00 NM
Studio K
All Levels
Offered Feb 24-25

Students will learn how to make open and 2 part molds for their resin jewelry. They then color, cast, cure and finish the resin pieces which can be a bangle or other jewelry shape. If desired, bring small found objects to use in mold-making. **There is a \$75 materials fee payable to the instructor.**



W-JW210 The Art of the Finish

NEW!

with Stacy Perry
Saturday, 10:00 AM - 5:00 PM
Tuition \$85.00 M / \$115.00 NM
Studio K
Level 2, 3, 4, 5
Offered Apr 21

The finish on a piece of jewelry can make all the difference between breathtaking and so-so. Learn the steps of metal finishing and surface textures such as mirror polish, satin, tumbled, texture brushed, solder removal, etc. Discover ways to get different finishes using the flex-shaft, tumbler, buffer or by hand. Learn the different buffs, abrasives, brushes, tricks and techniques to achieve your perfect finish.



JW202 Real Jewelry II

with Susan Maxon
 Wednesday, 1:00 PM - 4:00 PM
 Tuition \$149.00 M / \$179.00 NM
 Lab Fee \$5.00
 Studio K
 Materials List
 Level 2, 3, 4, 5
 Offered WI, WII, SP

Structured for students with basic jewelry skills. Students will be introduced to a variety of metals, to more complex construction and basic casting methods. Individual attention allows students to progress at their own pace through a series of projects that are designed to build skills. **Metals and stones are available for purchase from the instructor at an extra cost. You will want to bring your own apron and safety glasses. Feel free to bring your own "highly trained" tools if you want to.**



JW216 Real Jewelry II

with Susan Maxon
 Wednesday, 6:00 PM - 9:00 PM
 Tuition \$149.00 M / \$179.00 NM
 Lab Fee \$6.00
 Studio K
 Materials List
 Level 2, 3, 4
 Offered WI, WII, SP

Structured for students with basic jewelry skills. Students will be introduced to a variety of metals, more complex construction and basic casting methods. Individual attention allows students to progress at their own pace through a series of projects that are designed to build skills. Metals and stones are available for purchase from the instructor at an extra cost. You will want to bring your own apron and safety glasses. Feel free to bring your own "highly trained" tools if you want to.



Metalworks II- Intermediate

with Stacy Perry
JW222 Tue, 6:00 PM - 9:00 PM
JW223 Mon, 10:00 AM - 1:00 PM
 Tuition \$149.00 M / \$179.00 NM
 Lab Fee \$15.00
 Studio K
 Level 3, 4, 5
 Offered WI, WII, SP

In this Metalsmithing II class, students will be introduced to technique-based projects designed to increase confidence with the torch and expand and hone their jewelry fabrication skill set, with a focus on torch control and more advanced stone setting techniques like unusual bezel and tube settings. Basic metal fabrication skills are a must! This class builds on the skills learned in the introductory Fundamentals of Jewelry Fabrication I and II classes or equivalent and is appropriate for advanced beginner to intermediate metalsmiths. This is a limited entry class, so sign up early to ensure your spot. **A \$75 materials fee is paid directly to the instructor. Additional materials may be purchased from the instructor or you may bring your own.**

W-JW265 All That Glitters! An Introduction to Keum Boo and Aura22

with Stacy Perry
 Sat & Sun, 10:00 AM - 5:00 PM
 Tuition \$175.00 M / \$205.00 NM
 Lab Fee \$15.00
 Studio K
 Materials List
 Level 2, 3, 4, 5
 Offered Mar 10-11



This is a weekend workshop. Add the beauty of gold to your sterling silver jewelry with 24 karat gold! Students will be introduced to the Korean art of Keum-boo - an ancient gilding technique used to apply thin sheets of precious metal to silver and other metals. Aura22 - a 22 karat yellow gold "paint" will also be demonstrated. Traditional and unconventional methods of Keum-boo application and the advantages/disadvantages of each will be discussed to help the student find the application technique that serves them best. Learn how to achieve a dark patina on silver to make the gold pop! Students will create a pair of earrings or a pendant of Sterling silver embellished with 24 karat gold using the Keum-boo technique. Add the richness of gold to your jewelry designs with minimal expense! Students must be comfortable with a torch. **A materials fee of \$85 is paid directly to the instructor (average depending upon the metals market at the time of the workshop). Note: Class meets Sat 10-5, Sun 11-4**



38TH ANNUAL GARDEN PARTY

Sunday April 22, 2018
5pm to Sunset

The Fenway Waterfront
Property, Bayshore Drive,
Dunedin FL

- SILENT AUCTION
- LIVE AUCTION
- LIVE MUSIC
- LOCAL RESTAURANTS
FOOD STATIONS
& BEVERAGES

TICKETS \$150

Sponsorships available. Contact
Linda Hamilton Linda@DFAC.org



JW206 Basic Wire Jewelry Techniques I

with Stacy Perry
Thursday, 10:00 AM - 1:00 PM
Tuition \$149.00 M / \$179.00 NM
Lab Fee \$5.00
Studio K
Materials List
Level 1
Offered WI, SP

In this fun class, you'll learn the basic skills needed to design and create your own beautiful wire art jewelry. You'll become familiar with the "tools of the trade" and their proper uses. Not to be confused with traditional wire-wrapping, this class teaches a style of wire jewelry that incorporates forging, texturing and different wire manipulating skills. You'll also learn about patinas and finishing techniques, all while creating a variety of jewelry components and unique wire bracelets and earrings. **\$45 Material Fee to be paid to instructor at time of class.**



JW217 Open Jewelry Studio

with Monitor
Tuesday, 11:00 AM - 4:00 PM
Tuition \$60.00 M / \$90.00 NM
Studio K
Offered WI, WII, SP

Enjoy the use of DFAC's newly updated jewelry studio with endless thanks to our creative partners, the West Coast Florida Society of Goldsmiths. This open studio allows both currently enrolled DFAC jewelry students & WCFSG members time to continue their jewelry-making pursuits outside of the designated class time. Open Jewelry Studio registration entitles you to an additional 18 hours of studio time. A monitor is present to oversee the proper use of studio equipment only. No instruction provided. **Tuition includes a \$10 lab fee designated to a common studio fund. Fee is designated to a jewelry studio fund.**



JW205 Basic Wire Jewelry Techniques II

with Stacy Perry
Thursday, 10:00 AM - 1:00 PM
Tuition \$149.00 M / \$179.00 NM
Lab Fee \$5.00
Studio K
Materials List
Level 1, 2, 3
Offered Winter II

Create beautiful and unique jewelry using wire and beads. Build on the fundamental skills learned in Basic Wire I. In this class, you will learn many of the finer details that will make your jewelry stand out from the ordinary. Learn advanced links, clasps, wire wrapping techniques and finishes, and take your wire jewelry art to the next level! **A \$50 material fee is paid directly to the instructor at the start of class.**



JW221 Metal-Smithing-An Independent Jewelry Study

with Stacy Perry
Monday, 2:00 PM - 5:30 PM
Tuition \$149.00 M / \$179.00 NM
Lab Fee \$15.00
Studio K
Level 3, 4, 5
Offered WI, WII, SP

This is a guided independent studies class for the intermediate to advanced metalsmith student. Bring in your jewelry projects or start something new! We'll troubleshoot both design and technique challenges and critique designs both one-on-one and as a group. This class is loaded with great bench tips and technical demonstrations to guide students through projects with success. Bring your own materials or you may purchase materials from the instructor. **A \$15 materials fee, payable to the instructor, helps to defray the cost of miscellaneous supplies.**

WORKSHOPS



W-MA326 Basic Welding Skills

with Bill Coleman

Tuition \$250.00 M / \$280.00 NM

Material Fee \$20.00

Institute for Creative Arts

Level 1, 2

Monday, Tuesday, Thursday, 6:00 PM - 9:00 PM

Offered Jan 15-18, Feb 12-15, Mar 12-15, Apr

16-19, May 14-17

Saturday, Sunday, Saturday, 6:00 PM-9:00 PM

Offered Jan 20-27, Feb 10-17, March 3-10, April

14-21, May 5-12

This is a 3 day workshop. Students will learn welding techniques in mild steel, aluminum, stainless steel, and plasma cutting. Learn Mig (wire feed) and Tig (Tungsten Inert Gas) welding, as well as the basics of welding equipment set-up, maintenance, and safety procedures. All welding materials furnished. Bring leather gloves, wear long pants and good safety shoes. No flip flops or tennis shoes! Students must be 16 years of age or older. This class meets at the Institute for Creative Arts - 968 Douglas Ave., Downtown Dunedin. Class meets three days - Monday, Tuesday & Thursday.



W-MA327 Beginning Welding and Metalworking

with Dominice Gilbert

Wednesday, 6:00 PM - 9:00 PM

Tuition \$216.00 M / \$246.00 NM

Material Fee \$20.00

Institute for Creative Arts

All Levels

Offered Jan 10-31, Feb 7-28, Mar

14-Apr 4, Apr 18-May 9

This is a 4 day workshop. The focus of this 12-hour, 4-meeting (3 hours per meeting), workshop is for students to learn basic metalworking skills including MIG and Oxy Acetylene welding. Demonstrations include how to cut metal using a cut off wheel and shear and the use of various bending techniques including slip roller, brake and torch bending. Students will learn "hands on" as they work on individual sculpture projects. Students should come with safety glasses, leather gloves, long pants, cotton shirts and closed toe shoes. Students must be 16 years of age or older. All tools and materials included. The Institute for Creative Arts is located at 968 Douglas Ave, Dunedin.



W-MA328 Bladesmithing

with Ken Straight/Francesco Muci

Saturday & Sunday, 8:00 AM - 3:00 PM

Tuition \$315.00 M / \$345.00 NM

Institute for Creative Arts

All Levels

Offered Jan 13-21, Feb 17-25, Mar 17-25, Apr 7-15, May

12-20

This is a 4 day workshop. Students will learn how to start and maintain a forge fire, and learn how to heat treat metal to create a knife by anvil and hammer. A certain amount of strength is necessary to forge metal. All tools and materials included. Students must be 16 years of age or older. Students should come with safety glasses, leather gloves, long pants, cotton shirts and sturdy closed toe shoes. There is a \$20 materials fee paid to the instructor. The Institute for Creative Arts is located at 968 Douglas Ave, Dunedin.



MM360 Fine Art of Collage & Assemblage

with Toni Roeder Hutfilz
 Wednesday, 1:00 PM - 4:00 PM
 Tuition \$149.00 M / \$179.00 NM
 Studio I
 Materials List
 All Levels
 Offered WI, WII, SP

Create 2-D and 3-D works from unfinished paintings, found objects and your own secret treasures. Unlimited material usage and archival integrity will be our focus. Start your creative process by collecting!



MM361 Art Journaling
NEW!

with Candy Schultheis
 Thursday, 6:00 PM - 9:00 PM
 Tuition \$149.00 M / \$179.00 NM
 Studio I
 Materials List
 All Levels
 Offered WI, WII, SP

Whether you are just beginning your creative journey or have been creating for years, art journaling is an amazing tool for self discovery and creativity cultivation. Each week, we will introduce techniques that will further you along your way in a stress free, intuitive, art journaling practice.



MM374 Sea Shell Art

with Caryl Renz
 Tuesday, 1:00 PM - 4:00 PM
 Tuition \$149.00 M / \$179.00 NM
 Studio I
 All Levels
 Offered WI, WII, SP

This class is an introduction to the favorite pastime of shell collecting & crafting during the Victorian period, which produced the beautiful octagonal shadowboxes filled with shell mosaics known as 'Sailors Valentines'. Students will learn how to creatively incorporate shells into personal art projects, such as jewelry, paperweights, pocketwatch treasures or shadow box mosaics in hopes of inspiring a contemporary revival in this art form. If one loves detailed, focused work that requires patience, they will find this media truly relaxing and gratifying. **A \$25 materials fee paid directly to the instructor includes a starter kit with tools, shells, glue, etc.**

WORKSHOPS



W-MM103 The Bead Embroidered Heron and Flamingo

NEW!
 with Eleanor Pigman
 Saturday, 10:00 AM - 4:00 PM
 Tuition \$149.00 M/\$179.00 NM
 Studio H
 Level 1, 2, 3
 Offered Feb 10

This class teaches you everything you need to know to get started in bead embroidery. Exploration of two different bead embroidery stitches, discussions about color and creating depth and realism as well as exploring ways to incorporate fabric into your bead work. Students will have a choice of projects to work on and even those who have beaded before will come away with new tricks. **A \$25 kit fee will be payable to the instructor.**

W-MM131 Change Your ARTITUDE - A Life Changing Retreat

with Lisbeth Graham
 Tuesday, Wednesday, Thursday,
 10:00 AM - 5:00 PM
 Tuition \$210.00 M / \$240.00 NM
 Material Fee \$55.00
 Studio I
 Materials List
 All Levels
 Offered Feb 20-22



This is a 3 day workshop. You will be amazed how a three day retreat can change your approach to your creativity, even perhaps your life. Find the joy in creating in a non-stress, non-judgmental environment that welcomes non-artists and artists who want a little out-of-the-box thinking. We use dream work, meditation, visual journeys, and yoga stretching to clear the pathways to creativity. Please bring personal memorabilia, or photos that are meaningful to you. Class projects will include sketching, painting, collage and paper creation additives, found object assemblage and journaling. Class meets on Tuesday, Feb 20th from 2:00pm-4:00pm ONLY for workshop welcome and short intro to process and materials. On Wednesday Feb 21st and Friday Feb 22nd, the workshop is held 10:00am-5:00 pm.



PT101 Beginning Acrylic

with Jakki Kouffman
 Wednesday, 1:00 PM - 4:00 PM
 Tuition \$149.00 M / \$179.00 NM
 Studio C
 Materials List
 Level 1, 2
 Offered WI

You've decided to try acrylic, but have no idea where to start. Or you've been teaching yourself to use acrylic, but only in combination with water. If either of these describes your situation, let's start at the beginning and talk about your choice of colors. We'll then move on to a thorough discussion of how and when to use liquid mediums, solid gels and opaque pastes. Next we'll investigate the essential tools, like brushes, painting knives and surfaces. Each exercise will build slowly on those of the previous week, reinforced by short demonstrations and small projects. Let's make learning a new medium fun and fulfilling!



PT102 Intermediate/Advanced Acrylic

with Jakki Kouffman
 Wednesday, 1:00 PM - 4:00 PM
 Tuition \$149.00 M / \$179.00 NM
 Studio C
 Materials List
 Level 3, 4, 5
 Offered WII

Would you love to delve into the facts of acrylic technology? With over 50 different liquids, gels and pastes, it's useful to know why, when and how often to utilize this panoply of effects. A respect for intuitive processes is paramount, but a solid approach to craft informs all great painting. Bring your favorite works in any style, whether completed or in progress. We will discuss how you got there, what your questions are and how to advance your dreams for a more informed technique and expressiveness. Topics will include additive and subtractive processes (layering, pouring, pressing, stenciling, collaging and scraping), as well as pigment types (opaque, transparent, iridescent and interference colors).



PT370 Intuitive Acrylic Painting

with Candy Schultheis
 Tuesday, 6:00 PM - 9:00 PM
 Tuition \$149.00 M / \$179.00 NM
 Materials List
 All Levels
 Offered WI, WII, SP

In this class you will be getting in touch with your intuition through prompts and exercises designed to reveal the inner you. A variety of tools and techniques will be explored as we develop our own unique style. Activating our canvas and responding to it will be an essential part of the process. The sky is the limit!



PT422 Abstract Expressionism Acrylic Painting

with Lorraine Potocki
 Tuesday, 9:00 AM - 12:00 PM
 Tuition \$149.00 M / \$179.00 NM
 Studio G
 Materials List
 All Levels
 Offered WI, WII, SP

Explore a wide range of creative and abstract painting techniques learning how to express movement, texture, and emotions. Learn different ideas of how to start a painting and how to complete it. Using brushes, palette knives and colour shapers, experience the excitement of experimentation and loosening up. Join the fun and express yourself.



PT481 Introduction to Acrylic Painting

with Carole Rosefelt
 Thursday, 1:00 PM - 4:00 PM
 Tuition \$149.00 M / \$179.00 NM
 Studio H
 Materials List
 Level 1
 Offered WI, WII, SP

Get comfortable with acrylic painting on paper and canvas using direct painting methods for beginners. Using photos for reference, we will explore creative possibilities. Class includes demonstrations and individual help.



PT483 Acrylic Impressionism

with Carole Rosefelt
 Monday, 1:00 PM - 4:00 PM
 Tuition \$149.00 M / \$179.00 NM
 Studio H
 Materials List
 All Levels
 Offered WI, WII, SP

Working with acrylics, you will explore acrylic painting in loose impressionistic style on canvas and paper. Themes of landscape, florals and still life from resource photos will be used. Demonstrations and some art history will help you develop your own free style.



PT495 Painting the Florida Landscape - Inside & Out

with Karen Baker
Monday, 1:00 PM - 4:00 PM
Tuition \$149.00 M / \$179.00 NM
Cottage Campus
Materials List
Level 2, 3, 4, 5
Offered W11, SP

The study of landscape painting must include time spent working outdoors directly from nature, where we connect with the essence of our subject and arrive at our statement of purpose. This unique course of study combines painting outdoors on location with indoor studio sessions. Working outdoors en plein air, we will develop a series of small format color studies. Back in the studio we will create finished paintings using our color studies as reference. Additional topics covered: color choices and values, composition, patterns of light and shadow, aerial perspective. Instructor demos and plenty of one-on-one attention.



PT598 An Acrylic Journey

with Anita Wood
Wednesday, 9:00 AM - 12:00 PM
Tuition \$149.00 M / \$179.00 NM
Studio B1
Materials List
All Levels
Offered W1

In this part of our Acrylic Journey we will explore the world of painting Abstracts focusing on shape! Every class will have a demo to encourage/inspire you. Colors will be blended, scraped and dripped to create beautiful subtle paintings. Feel free to use any canvas size, fluid acrylics, heavy body acrylics, gels, pastes and collage to achieve your goal. If you are a new painter or have painted for awhile, come and join us - it will be fun and rewarding!



PT599 Acrylic Painting:Textures & Mediums

with Anita Wood
Wednesday, 9:00 AM - 12:00 PM
Tuition \$149.00 M / \$179.00 NM
Studio B1
Materials List
All Levels
Offered W11

If you are interested in using Textures and Mediums in addition to your Acrylics, this is your class. The class will focus on Abstracts - landscapes and florals using Textures. You can expect a demo to start the class and also throughout the class as we build our painting. Photos will be available but you are encouraged to paint from your own material. There will be plenty of time for painting during the class with individual consultations to help you achieve your personal goals! This class is suited for all levels, with only enthusiasm required! Material list and Course Outline are available.

WORKSHOPS



W-PT200 Acrylic Painting: Dots, Dashes and Masses

NEW!

with Jakki Kouffman
Tuesday & Wednesday, 10:00 AM - 4:00 PM
Tuition \$120.00 M / \$150.00 NM
Materials List
Level 3, 4
Offered Feb 20-21

Modernism is often as much about process as content. How do your marks look? Can they stand for ideas and feelings all by themselves? This workshop will explore how to present visual information using the greatest variety of quirky dots, characterful dashes and idiosyncratic masses to represent the outside world. Using digital or printed photographs as source material, we will explore direct painting unconstrained by the requirements of realism. Our goal is to work more texturally. Our means: unconventional tools, such as paint shapers, squeegees, palette knives and found implements to assist each painter in generating her or his own visual language. Abstract and representational artists are welcome to participate.



W-PT497 One Day Intro to Acrylic Painting

with Carole Rosefelt
Saturday, 10:00 AM - 2:00 PM
Tuition \$65.00 M / \$95.00 NM
Studio H
Level 1, 2
Offered Jan 20, Mar 17

Find out if acrylic painting is for you. Students will complete three small projects on paper and/or canvas inspired by the subject of your choice. All materials included so you can try this fun medium before buying supplies.



PT470 The Realistic Portrait in Oils & Pastels

with Markissia Touliatos
 Wednesday, 9:00 AM - 12:00 PM
 Tuition \$149.00 M / \$179.00 NM
 Model Fee \$40.00
 Studio G
 Materials List
 Level 2, 3, 4, 5
 Offered WI, WII, SP

In this class, you will learn the fundamental principles of portrait painting from life using direct painting methods. We will concentrate on proper proportion, values, skin tones, and getting a likeness. The instructor will give step by step demonstrations and lots of individual instruction from how to begin the initial drawing through mixing beautiful skin tones and atmospheric backgrounds. We will have two models for three weeks each.



PT479 Painting the Portrait or Still Life

with Markissia Touliatos
 Wednesday, 1:00 PM - 4:00 PM
 Tuition \$149.00 M / \$179.00 NM
 Studio G
 Materials List
 Level 3, 4, 5
 Offered WI, WII, SP

In this intermediate class you will explore several different approaches to perfecting your painting skills in portraiture using pastel, charcoal or oils. You'll learn Classical Realism principles to paint form and tonal values using plaster head casts as they do in the Ateliers or you can work from photographs. Students may also opt to learn how to set up a still-life and learn classical painting methods, such as tonal values, edges, and accurate drawing.



PT107 Miniature Painting in Oil
NEW!

with Markissia Touliatos
 Friday, 9:30 AM - 12:30 PM
 Tuition \$149.00 M / \$179.00 NM
 Studio H
 Materials List
 Level 3, 4, 5
 Offered WI, WII, SP

This class focuses on the methods, rules and materials specific to miniature painting. It is an age old technique which began in the 15th century. You will learn how to work on a surface called ivory which is a surface made only in England which has the translucent qualities of ivory. The instructor is an international award winning miniaturist who will show you how to create beautiful jewel-like little paintings. A materials fee of \$15.00 to be paid directly to the instructor to cover the ivory.



PT201 Advanced Drawing and Painting

with Markissia Touliatos
 Tuesday, 6:30 PM - 9:30 PM
 Tuition \$149.00 M / \$179.00 NM
 Studio G
 Materials List
 Level 3, 4, 5
 Offered WI, WII, SP

In this class you will work on your own projects under the guidance of an instructor knowledgeable in classical realism. There will be demonstrations and lots of individual help. You will learn how to draw and paint more beautiful portraits, flowers, landscapes, or any subject matter you choose. You will be working mostly from your own photo references but you also have the option of working from a still life set up which is fundamental in training the eye to see objects in space. We will focus on drawing, composition, tonal values, color and edge control.

WORKSHOP



W-PT383W Color Intensive Workshop with Elio Camacho

Friday, Saturday, Sunday,
 9:00 AM - 5:00 PM
 Tuition \$345.00 M / \$375.00 NM
 Studio G
 Materials List
 All Levels
 Offered Mar 2-4

Elio Camacho, a San Francisco painter, is an accomplished colorist who teaches in oil and acrylic. He uses engaging demos in his still life workshops and stresses design and color theory

in conveying emotion and effective composition. His technique incorporates an alla prima approach to mixing color on the canvas as well as the palette. Revealing how warm and cool colors, value and transparency control composition, depth and focal points of the painting, Elio can help you bring new life to your work. Students will work from still life setups in the studio that provide basic challenges of composition, form, texture, highlighting and shadowing. Each student is given personal attention with care not to discourage their style or vision, but to enhance them. This workshop is meant to help the student to raise the bar on their own work by finding new freedom in painting. Let your brush become your voice!

DEMO SCHEDULED FOR THURSDAY, MARCH 1ST 1-4PM.
 Free for DFAC members/\$5 for non-members.
 Reservations required. Please call 727-298-3322.



PT102 Alcohol Inks on Yupo

NEW!

with Heidi Stavinga
 Wednesday, 9:00 AM - 12:00 PM
 Tuition \$149.00 M / \$179.00 NM
 Studio B2
 Materials List
 All Levels
 Offered WI, WII, SP

In this class you will learn some different techniques to create beautiful works of art with alcohol inks on Yupo paper. No experience necessary! A new painting will be completed each week focusing on a different subject, and building on the techniques we will learn. The instructor will give step-by-step directions and demos while allowing you plenty of time to explore this fascinating medium.



Spinning-New Perspectives on Art

with Robert Sutherland
PT456 Tuesday, 1:00 PM - 4:00 PM
PT457 Wednesday, 9:00 AM - 12:00 PM
 Tuition \$149.00 M / \$179.00 NM
 Cottage Campus
 All Levels
 Offered WI, WII, SP

Whatever subject matter you like to paint - spinning will free your subconscious abilities! "Spinning" refers to turning the canvas, metal, wood or other vehicle at 90 degree angles while applying the oil, acrylic, watercolor, pencil, charcoal or other medium. Taking your favorite work of art and hanging it upside down may reveal an entirely new piece.



PT418 Open Drawing and Painting

with Robert Sutherland
 Wednesday, 9:00 AM - 12:00 PM
 Tuition \$149.00 M / \$179.00 NM
 Cottage Campus
 All Levels
 Offered WI, WII, SP

Take your drawing and painting to new heights of expression... bring YOUR TOOLS and we will help you excel to the next level! Learn anatomy, composition, and many facets of art. An open painting and drawing class to work on your own compositions with expert help.



PT458 Open Painting Night

with Melissa Miller Nece
 Thursday, 7:00 PM - 10:00 PM
 Tuition \$149.00 M / \$179.00 NM
 Studio C
 Materials List
 Level 2, 3, 4, 5
 Offered WI, WII, SP

Improve your skills in technique, composition and concept. Individualized instruction to develop your own style of painting in acrylics or oils. (Colored pencil students accepted with instructor's permission). Choose personal subject matter, explore composition and color theory, solve painting problems. Need drawing experience.



PT453 Independent Study in Drawing and Painting

with Brooke Allison
 Thursday, 1:00 PM - 4:00 PM
 Tuition \$149.00 M / \$179.00 NM
 Studio G
 Level 3, 4, 5
 Offered WI, WII, SP

The mission of this class is to give experienced artists a time and place to work out their own vision with aid from an instructor experienced with a variety of art materials and styles. Student should have experience with their medium of choice.



PT459 Open Painting Day

with Melissa Miller Nece
 Friday, 9:00 AM - 12:00 PM
 Tuition \$149.00 M / \$179.00 NM
 Studio C
 Materials List
 Level 2, 3, 4, 5
 Offered WI, WII, SP

Improve your skills in technique, composition and concept. Individualized instruction to develop your own style of painting in acrylics or oils. (Colored pencil students accepted with instructor's permission). Choose personal subject matter, explore composition and color theory, solve painting problems. Need drawing experience.



PT463 Oils/Acrylic Painting- Starting Fresh

with Joan Duff-Bohrer
 Tuesday, 9:00 AM - 12:00 PM
 Tuition \$149.00 M / \$179.00 NM
 Studio C
 Materials List
 All Levels
 Offered WI, WII

This class is designed to help you enrich your oil or acrylic paintings. Students will receive instruction on ways to start a painting and some ideas about color effectiveness. The first class will involve a still life exercise and later classes may include a set up by the instructor or your own choice of imagery. Materials on the supply list should be brought to the first class.



PT465 Joyful Painting

with Cynthia Jacobson
 Monday, 9:00 AM - 12:00 PM
 Tuition \$149.00 M / \$179.00 NM
 Cottage Campus
 Materials List
 Level 2, 3, 4
 Offered WI, WII

Students are encouraged to find their personal style in the painting medium of their choice. Specific exercises to discover the creative spirit and development as an artist will also be explored. A supportive and intimate environment provides individual attention that builds self confidence.



Join the GIVING CIRCLE ... and BE A SPONSOR

We invite you to join the Giving Circle as an individual or corporate sponsor and support DFAC's signature special events, exhibitions, shows and workshops. By partnering with us you will be our very special guest at Circle Cocktail Parties, attend VIP Parties and have early access to our events and exhibits. Your business will be promoted to our 5,000 members, 10,000 Facebook friends, limitless visitors to our website, printed materials and throughout our 40,000 sf facility.

To customize your sponsorship contact Linda Hamilton at 727-298-3322 x 236 or linda@dfac.org

- Presenting Sponsors**
\$15,000 +
- Founder's Circle Sponsor**
\$10,000 +
- President's Circle Sponsor**
\$5,000 +
- Director's Circle Sponsor**
\$2,500 +
- Circle of 100 Sponsors**
\$1,500 +

WORKSHOP



W-DR484 Color Mixing Made Easy

with Melissa Miller Nece
 Sat & Sun, 9:00 AM - 4:00 PM
 Tuition \$160.00 M / \$190.00 NM
 Studio I
 Materials List
 All Levels
 Offered Feb 17-18

The instructor is a Registered Teacher in the Michael Wilcox (author of Blue and Yellow Don't Make Green) School of Color. The Wilcox method saves money on paint and time in finding the color you need! Features introduction to color theory, video presentation and hands on exercises. Discussion will also include lightfastness, color schemes, and literal/interpretive use of color. Bring your lunch. A \$10.00 Materials fee is paid directly to instructor.



PT477 Art & Soul of Landscape Painting

with Karen Baker
 Wednesday, 6:00 PM - 9:00 PM
 Tuition \$149.00 M / \$179.00 NM
 Studio G
 Materials List
 Level 2, 3, 4, 5
 Offered WI, WII, SP

Bring your passion for landscape painting to new heights in this guided, open studio, all media class. Using your own reference materials, learn how to identify and convey the essence of your landscape subjects' respond by interpreting vs. copying. Develop more intuitive, spontaneous ways of seeing. Paint with greater emotion and purpose. Additional topics include composition and design, color exploration, qualities of light and shadow, value contrasts, edge control, aerial perspective. Maximum 10 students, familiar with their chosen medium.



PT549 Dancing with YUPO and Rocking with TERRASKIN!

with Taylor Ikin
Tuesday, 12:30 PM - 3:30 PM
Tuition \$149.00 M / \$179.00 NM
Studio B1
Materials List
All Levels
Offered WI, WII, SP

Known as the 'YUPO QUEEN' for the past 16 years, Taylor Ikin, will also introduce you to Yupo, a waterproof synthetic paper, and a new surface, Terraskin, which is made from stone! Enjoy individual attention and class critiques, motivational reading and art discussions in a creative environment.



PT553 Watercolor For Beginners

with Anita Wood
Monday, 1:00 PM - 4:00 PM
Tuition \$149.00 M / \$179.00 NM
Studio B1
Materials List
All Levels
Offered WI, WII

Have you always wanted to learn how to paint in Watercolors? Come paint with us in this 'no fear' approach to learn this fabulous medium! This course will focus on 'how to' lessons featuring a new demo every week. The studies will include the color wheel, values, transparent colors, the mystery of "warm and cool" colors, brushstrokes and various techniques. A variety of subjects will expand your watercolor skills. This class is for all levels- new to watercolors and experienced beginners.



PT556 Watercolors - Larger than Life: VALUE, SHADOW & LIGHT

with Anita Wood
Thursday, 9:00 AM - 12:00 PM
Tuition \$149.00 M / \$179.00 NM
Studio B1
Materials List
Level 3, 4, 5
Offered WII

The theme for this class is VALUE, SHADOW & LIGHT! An exciting challenge is planned for every week, along with a critique to start the class and a demo. Please use iPads/phones for critiques. You are encouraged to paint from your own photos and either follow the class challenge or paint your own study. Select themes that show strong shadows! There will be plenty of time for painting during the class with individual consultations to help you achieve your personal goals!



PT558 Watercolors - Larger than Life: Painting Depth & Luminosity

with Anita Wood
Thursday, 9:00 AM - 12:00 PM
Tuition \$149.00 M / \$179.00 NM
Studio B1
Materials List
Level 3, 4, 5
Offered WI

The theme for this class is Painting Depth & Luminosity! An exciting challenge is planned for every week, along with a critique to start the class and a demo. iPads/Phones are great for critiques. You are encouraged to paint from your own photos and either follow the class challenge or paint your own study. Subjects will include Landscapes and Seascapes. There will be plenty of time for painting during the class with individual consultations to help you achieve your personal goals!



PT579 Beginning Watercolor

with Kerry Stratton Waltz
Thursday, 12:30 PM - 3:30 PM
Tuition \$149.00 M / \$179.00 NM
Studio M1
Materials List
Level 1, 2
Offered WI, WII, SP

New to watercolor? This class will lead you through everything you need to know to get started in watercolor. We will complete a painting each week that will focus on basic techniques and explore a variety of subject matter. No prior experience needed, just a few supplies and a desire to have FUN! Not sure watercolor is for you? Try Kerry's One Day Watercolor Workshop. Materials are included so you can try the medium before you invest in your supplies.



PT582 Intermediate Watercolor

with Kerry Stratton Waltz
Tuesday, 9:00 AM - 12:00 PM
Tuition \$149.00 M / \$179.00 NM
Studio M1
Materials List
Level 2, 3, 4, 5
Offered WI, WII, SP

Enjoy all the wonderful creative techniques that are unique to watercolor: how to control wet-into wet washes and use those creative techniques to express your subject. We will learn how to plan for success by using the elements of design, color theory and painting plans. Emphasis will be on how to loosen up with wet into wet watercolor. There will be daily demonstrations and plenty of individual attention.

WORKSHOPS



W-PT546 Animals in Watercolor

with Debra Thomas Weible
 Wednesday, 9:00 AM - 12:00 PM
 Tuition \$75.00 M / \$95.00 NM
 Studio M1
 Materials List
 All Levels
 Offered Jan 17-31

This is a 3 week class. Want to learn to paint dogs, cats, birds? Week one will focus on picking several subjects from your photographs and working on the pencil drawing with the emphasis on learning to draw. Week two, we will deal with color theory and how to mix colors from a limited palette. Once we have mastered the basics, we will paint our animal subjects.



W-PT564 Becoming Strong: Still Life in Watercolors for Intermediate and Advanced

NEW!
 with Susan Wiley,
 Saturday, 10:00 AM - 1:00 PM
 Tuition \$100.00 M / \$120.00 NM
 Studio O
 Level 3, 4, 5
 Offered Spring

In this 4-week series, you will continue to gain confidence and bravado in approaching your still life and you are strongly encouraged to use a full sheet (22x30"). You will strengthen your skills of observation, principles, techniques and use of color no matter what level you are at. The instructor will provide guidance with personalized demos and offer more suggestions to further your style and increase your confidence in the direction you need. Drawing and previous watercolor classes are required.



W-PT562 Getting Your Toes Wet: Beginning Watercolors

NEW!
 with Susan Wiley
 Saturday, 10:00 AM - 1:00 PM
 Tuition \$100.00 M / \$120.00 NM
 Studio O
 Level 1, 2
 Offered Winter I

This 4-week series will give you a solid foundation on which to build. It is chock filled with information, techniques, principles about watercolors and the still life and it is done in a very hands-on way. In the first class, you will create a grid of eight basic painting techniques using a minimum of supplies. You will learn about color mixing, using an angle brush, keeping your painting harmonious and how to keep viewers engaged in your paintings.



W-PT101 Color Theory for Watercolor

NEW!
 with Debra Thomas-Weible
 Saturday, 10:00 AM - 1:00 PM
 Tuition \$60.00 M / \$75.00 NM
 Materials List
 All Levels
 Offered Jan 13

After drawing, the most important aspect of your watercolor is value and color. Come to this workshop and get an intensive learning experience in both subjects. We will learn the color wheel, how to mix colors using a limited number of colors, discover the beauty of grays, and how to translate value into color. We will not be painting any subject matter in this workshop, so just bring your curiosity, desire to produce great art and the items on the materials list.



W-PT563 Diving In: Still Life in Watercolors for Beginners and Intermediate

NEW!
 with Susan Wiley
 Saturday, 10:00 AM - 1:00 PM
 Tuition \$100.00 M / \$120.00 NM
 Studio O
 Level 1, 2, 3
 Offered Winter II

In this 4-week series you will develop your own painting style. You can continue working on your own approach to painting, or try some new approaches such as pouring on gessoed and charcoaled surfaces. You will use half sheets to strengthen your skills and gain the ability to compose and scale your paintings.



W-PT597 One Day Watercolor Workshop

NEW!
 with Kerry Stratton Waltz
 Saturday 10AM - 1:00 PM
 Tuition: \$65 M/\$95 NM
 Studio M1
 Level 1, 2
 Offered Feb 3, March 3 and April 7

This class is a brief introduction to watercolors for beginners. No experience is necessary but it is helpful to have some drawing skills. In this hands on class, you will learn basic brush techniques, some mixing, and some basic principles of watercolor such as line, balance, value, color and composition. You will have a completed painting (or nearly so) by the end of the class. We'll even supply all the materials.



W-PT499 California-Vibe Watercolor Portraiture with David Lobenberg

with David Lobenberg
 Mon, Tue, Wed, 9:00 AM - 4:00 PM
 Studio M1
 Tuition \$375.00 M / \$400.00 NM
 Level 2, 3, 4, 5
 Offered Feb 19-21

Like California's San Andreas fault line, David Lobenberg likes to shake things up. He applies watercolor paint to paper with splatters, swabs, slaps, splats, and slashes. It is added, subtracted, and added again. He floods, blossoms, and textures. His style is about gesture, no-holds-barred expressive color, odd shapes in odd places, soft transparency and hard opacity. In his three-day workshop, you too will learn how to shake it up starting with David's method of posing and taking photographs of your subjects to tracing out simple outline contour drawings of their head and features from the photographs. The drawings are then easily traced onto sheets of watercolor paper from quarter to full sheet size. After that, it's time to California-Vibe them! David Lobenberg's watercolor paintings can be found in private, public, and corporate collections across the country. He has had his work published nationally and internationally in American Artist Magazine, Southwest Art Magazine, American Art Collector Magazine, Plein Air Magazine, the French art magazine, Pratique Des Art, Plein Air Magazine, The Palette Magazine, and the European magazine, The World of Watercolour.



PA105 Pastel: Full Color- Wet & Dry

NEW!

with Jakki Kouffman
Wednesday, 9:30 AM - 12:30 PM
Tuition \$149.00 M / \$179.00 NM
Studio C
Materials List
All Levels
Offered WII

As the expression goes, color gets all the credit, but value does all the work. So let's start this pastel course with a refresher in monochromatic stick media, move on to simple black and white underpainting and, with that knowledge, progress to full color in pastel and wet media. When your values are confident, then your color will have the contrast and the punch you've always dreamed of. Combine your awareness of value with the effects acquired through stippling, hatching, weaving and layering. Using both dry and wet grounds of contrasting color, your pastels will really start to glow.



PA421 Intro to Pastel Painting

NEW!

with Lorraine Potocki
Tuesday, 1:00 PM - 4:00 PM
Tuition \$149.00 M / \$179.00 NM
Studio G
Materials List
All Levels
Offered WI, WII, SP

Learn pastel painting techniques using hard and soft pastels. This is a 'how to' class for beginners with demonstrations and lots of individual instruction. If you already know 'how to', you'll learn 'what now?' taking your pastel painting to its next level. Working from still life subjects and your own photo references, you will learn the basics of composition, values, the use of cool and warm colors, and much more.



PA106 Stick Media- Black/White/Wet/Dry

NEW!

with Jakki Kouffman
Wednesday, 9:30 AM - 12:30 PM
Tuition \$149.00 M / \$179.00 NM
Studio C
Materials List
All Levels
Offered WI

Before color, there was the mystery of black and white. Before paint, there was the elemental directness of charcoal and pastel. (Think Lascaux caves.) These dry pigment tools offer a direct route to the study of line, value, mass and, therefore, overall pattern and composition. Through a series of sequential exercises, students at all levels will explore the use of charcoal, pastel and simple wet media, such as black/white gouache (opaque watercolor). Bring favorite photos with clear shadow patterns for reference.



PA450 Possibilities in Pastel

with Brooke Allison
Monday, 9:00 AM - 12:00 PM
Tuition \$149.00 M / \$179.00 NM
Studio G
Materials List
Level 2, 3, 4, 5
Offered WI, WII, SP

In this intermediate to advanced pastel class, we explore techniques and ideas to help each student develop and mature their artistic voice. New techniques and ideas are presented through demonstrations and group talks given by Master Pastelist Brooke Allison. You will choose your subject matter, working from photographs, still life composition or your imagination.

WORKSHOPS



W-PA430 Jennifer Evenhus

with Jen Evenhus
Fri & Sat, 9:00 AM - 4:00 PM
Tuition \$295.00 M / \$325.00 NM
TBA
Materials List
Level 2, 3, 4, 5
Offered Feb 2-3

The Beauty of Imperfection-Brave, Bold, Beautiful Jennifer dares you to be brave while exploring your inner voice, letting go of perfection and playing with a variety of materials to create bold expressive works of art as we step fearlessly into the unknown. Using timed exercises to loosen up and reveal your innate intuition forces us to use bold strokes with wild abandon, creating happy little accidents and mark-making that reveal your personal style. Students will work with landscape photos provided by instructor, with their own photo reference, with still life objects, and, weather permitting, do some plein air sketching. Along with a good variety of soft and hard pastels, and good sanded pastel paper, other materials like ink, markers, brushes and graphite will be used. We will use a contemporary impressionist, expressionist, and abstract styles as we explore shapes, composition, positive and negative space, bold vs neutral color and mark-making. There will be plenty of challenging exercises, instructor demos, one-on-one coaching, critiques, discussions, and painting throughout this intense fun 2-day workshop with PSA Master Pastelist Jen Evenhus. Come with an open mind and a willing spirit! Jennifer is a nationally recognized award-winning artist, naturally drawn to patterns, shapes, and movement found in landscapes, earthscapes, florals and everyday objects, translating those into unique works of art. She exhibits on a national level and is a Master Pastelist in the Pastel Society of America, a Distinguished Pastelist in the Northwest Pastel Society, an IAPS-Master Circle member, and a Signature Member of the Pastel Society of the West Coast.



W-PA487W Richard McKinley

with Richard McKinley
Mon - Fri, 10:00 AM - 5:00 PM
Tuition \$870.00 M / \$895.00 NM
Materials List
Level 2, 3, 4, 5
Offered Feb 19-23

This special Destination workshop will offer you, the student, the opportunity to express your creative intent with the renowned workshop instructor, Richard McKinley. You will explore various artistic manipulations of composition, value, and color as a means of helping you, the artist, add your personal feelings and emotions to the landscape. In addition to easel time indoors or out, the workshop will offer a special trip to the Museum of Fine Arts in St. Petersburg for a private viewing of selected artwork in their collection, a private walking tour of the famous outdoor wall murals around the city, and a live glass blowing demonstration at the Duncan McClellan Gallery. Take advantage of the beautiful weather, sugar sand beaches, golf, art galleries and all the wonders of the Dunedin area while you are here. You may reserve your place in the workshop with a \$250 non-refundable deposit with the balance due on or before Dec. 1st. Call to make your reservations today as this incredible opportunity will fill fast.



W-PA101 One Day Intro to Pastel Workshop

NEW!

with Lorraine Potocki
Saturday, 10:00 AM - 1:00 PM
Tuition \$65.00 M / \$80.00 NM
Studio G
Level 1
Offered Feb 24, May 19

Ever wondered how to work with pastels or if this is even the medium for you? Here's your chance to try pastel techniques before you invest in materials. We'll provide materials and one of our top art instructors to introduce you to this fun medium.



PH670 Introduction to Digital Photography & Photographic Art (Night)

with Jeremiah Khokhar
 Wednesday, 6:30 PM - 9:30 PM
 Tuition \$149.00 M / \$179.00 NM
 Studio M1
 Materials List
 Level 1, 2
 Offered WI, WII, SP

This course is designed for beginners and those wanting to make the switch from auto to a manual shooting mode in order to take creative control, creating art with a digital camera. Students should bring a Digital SLR (DSLR) camera to class. There will be an emphasis on foundational principles such as camera functions, operation, composition, and lighting basics through a hands-on approach. Instruction will be through theory, demonstrations, practice at home, assignments and projects. At the conclusion, students should exhibit basic proficiency in a variety of photographic situations.



PH678 Introduction to Digital Photography & Photographic Art (Day)

with Jeremiah Khokhar
 Monday, 9:00 AM - 12:00 PM
 Tuition \$149.00 M / \$179.00 NM
 Studio M1
 Materials List
 Level 1, 2
 Offered WI, WII, SP

This course is designed for beginners and those wanting to make the switch from auto to a manual shooting mode in order to take creative control, creating art with a digital camera. Students should bring a Digital SLR (DSLR) camera to class. There will be an emphasis on foundational principles such as camera functions, operation, composition, and lighting basics through a hands-on approach. Instruction will be through theory, demonstrations, practice at home, assignments and projects. At the conclusion, students should exhibit basic proficiency in a variety of photographic situations.

WORKSHOPS



W-PR201 Intro to Zine Making

NEW!
 with Coralette Damme
 Saturday, 10:00 AM - 2:00 PM
 Tuition \$40.00 M / \$50.00 NM
 Studio I
 All Levels
 Offered Apr 14

Zines are typically small self-published works that are reproduced on copy machines and traded between creators. Come make your first (or your fiftieth) zine in this fun introductory workshop! You don't have to be a professional cartoonist to draw a zine—your zine can be more about text or collage than drawing if you prefer. Zines can be funny, poetic, newsy, about a hobby, or whatever you want to express! You'll learn to fold a small 8 page "mini-zine" made from a single sheet of paper. After you've created your zine we'll copy them and trade among members of the class so you'll go home with a great start to a new zine collection of your very own! Your instructor, Coralette, has participated in numerous "zine-fests" in both Tampa and St. Petersburg and is addicted to collecting and trading these treasures! **There is a \$10 supply fee payable to the instructor.**



W-PR202 Rubber Stamp Carving for Beginners

NEW!
 with Coralette Damme
 Saturday, 10:00 AM - 2:00 PM
 Tuition \$50.00 M / \$60.00 NM
 Studio I
 All Levels
 Offered Mar 17

Local Artist Coralette Damme is going to share her special stamp carving secrets with you during this fun workshop! In just a couple of hours you will experience the thrill of turning your own simple design into a permanent rubber stamp! Supplies and tools needed to carve a rubber stamp and print a few greeting cards will be provided, all you need to bring is an image and a friend! Your image can be a simple drawing --thick lines work best for your first effort--or a black and white copy of a photograph. Images should be about the size of a business card. If you don't know what to make don't worry! You can make a monogram of your initials or even just an abstract pattern. You'll enjoy learning the basic process of relief printing as you carve your rubber stamps, as similar technique is used to create more elaborate linocut prints! **A \$10 materials fee will be payable to the instructor.**



PR301 Pressed for Time: Open Studio Printmaking

NEW!
 with Barbara Grazul Hubbard Ph D
 Friday, 7:30 PM - 9:30 PM
 Tuition \$75.00 M / \$90.00 NM
 Studio L
 Level 3, 4, 5
 Offered WI, WII, SP

Relief printmaking will be available to artists who want to: explore the time-honored print-making medium; work collaboratively with other artists; do their own thing with time on the press. We can work together in a studio environment and help each other with visual problem-solving, new printmaking techniques, and variations with ink and image. Emphasis is on creating image multiplications and sharing discoveries and expertise all in a Friday-night-vibe atmosphere. Artists are encouraged to bring their own supplies or can obtain a materials list for the class. Small materials fee will cover costs for ink and chemicals. Copperplate etching is an option for those interested.



PR502 Relief Printmaking

with Holly Bird
 Tuesday, 9:00 AM - 12:00 PM
 Tuition \$149.00 M / \$179.00 NM
 Lab Fee \$10.00
 Studio L
 Materials List
 Level 2, 3, 4, 5
 Offered WI, WII, SP

Introduction to block relief printing in linocut techniques. Working in oil-based inks, we will explore one-color, reduction and multiple block prints, transferring images by hand with a baren and/or wooden tools and also by using the large DFAC press. There will be a class handout and discussion of the history of relief printing; choosing subject matter; the importance of design; preparing images for maximum contrast and interest; pre-planning for multiple colors, carving techniques and tools for wood or linocut; block registration methods and printing techniques. Woodcut is an option for students and will be discussed.



PR504 Intaglio - Etching

with Holly Bird
 Friday, 9:00 AM - 12:00 PM
 Tuition \$149.00 M / \$179.00 NM
 Lab Fee \$15.00
 Studio L
 Materials List
 Level 2, 3, 4, 5
 Offered WI, WII, SP

Introduction to basic and safe methods of etching with a non-acid solution (ferric chloride) using copper plates. Some drawing and printmaking experience would be helpful for artists completely new to etching. Those with more experience can expand on their printmaking work. Mezzotints and other techniques will be offered, the use of a large etching press will also be covered. Please register early so we can order the necessary plates, and if possible, try to have a 3 x 5" sketch in mind for the first class. For those interested in doing mezzotints, please contact the instructor at least two weeks in advance for "pre-rocked" copper plate ordering info.



PR512 Intro to Relief Printing

with Heather Leisch
 Thursday, 6:00 PM - 9:00 PM
 Tuition \$149.00 M / \$179.00 NM
 Lab Fee \$15.00
 Studio L
 Materials List
 Level 1, 2
 Offered WI, WII, SP

Introduction to block relief printing in linocut techniques. Working in oil-based inks, we will explore one-color, reduction and multiple block prints, transferring images by hand and also by using the large press. You'll learn about the history of relief printing; choosing subject matter; the importance of design; preparing images for maximum contrast and interest; pre-planning for multiple colors, carving techniques and tools for wood or linocut; block registration methods and printing techniques. Woodcut is an option for students and will be discussed.



SC301 Carving in Stone AM

with C Fulton
 Friday, 9:00 AM - 12:00 PM
 Tuition \$149.00 M / \$179.00 NM
 Industrial Arts Campus
 Materials List
 All Levels
 Offered WI, WII, SP

Fundamentals are taught using everyday tools. You need only be willing to bring your ideas to life! Please bring drawn ideas, clay maquette or photos ideas of what you intend to sculpt. *Hammer, chisels, files and stones may be purchased separately from instructor on first day of class. New students should sign up two weeks before start of class so that supplies will be ready for first class. The Industrial Arts Campus is located at 958 Douglas Avenue, Dunedin, FL 34698. Cost of stones vary from \$75 to \$300.



SC302 Stone Carving with Pneumatic Tools

with C Fulton
 Friday, 1:00 PM - 4:00 PM
 Tuition \$149.00 M / \$179.00 NM
 Lab Fee \$15.00
 Industrial Arts Campus
 Materials List
 All Levels
 Offered WI, WII, SP

This class is an enhancement of the stone carving class. It is suggested that students have some stone sculpting skills. After gaining the skills to carve stone with hand tools, students will enjoy working with pneumatic tools. Though the carving is faster, approaching the stone takes precision and planning. Students should bring a picture, drawing or maquette of what they intend sculpt. Students should sign up two weeks before start of class to have supplies ready for first class. The Industrial Arts Campus is located at 958 Douglas Avenue, Dunedin, FL 34698. Cost of stones vary from \$75 to \$300.

WORKSHOP



W-SC105 Lips, Eyes and Noses

NEW!

with C Fulton
 Wednesday, 9:00 AM - 4:00 PM
 Tuition \$175.00 M / \$195.00 NM
 Industrial Arts
 Level 2, 3, 4, 5
 Offered Feb 21

This stone carving workshop is a technical insight into sculpting facial features. Students can bring 2 small stones or the stones will be provided at a cost of \$25 payable to the instructor. The Industrial Arts Building is located at 958 Douglas Ave, Dunedin.



SPECIAL EVENT

JAMES MCNEILL WHISTLER: A MODERNIST MAVERICK IN VICTORIAN ENGLAND

Art History Program by Dee Kilgo, Ph.D.
 Sunday, Jan. 21, 2:00pm - 4:00pm
 \$12 M/\$15 NM

James McNeill Whistler (1834-1903), the expatriate American artist, was one of the most colorful and controversial figures in Victorian England. As an outspoken proponent of the new radical "art for art's sake" philosophy, Whistler was also one of the first artists to create strikingly "modernist" paintings inspired by that philosophy. "Art for Art's Sake" was the anti-establishment belief that art had intrinsic beauty and value and, as such, should be divorced from traditional narrative, didactic, or storytelling functions. Whistler's now iconic 1871 painting of his mother—properly titled *Arrangement in Grey and Black No 1*—was actually his first major effort to make a painting that demonstrated that philosophy.

Dee's program offers an entertaining account of Whistler's genius, his turbulent career, and his extraordinary achievements as a pioneer Modernist painter in Victorian England.

Speaker Dee (Dolores) Kilgo, Ph.D., is Professor Emeritus of Art History, Illinois State University. Recipient of NEA and Smithsonian Fellowships, she has authored 3 books, a PBS documentary, and many articles on 19th century art and photography.

Come early and enjoy Sunday Brunch at the Palm Café inside the Dunedin Fine Art Center



WT371 Woodturning for Beginners

with Arthur Worth
 Thursday, 1:00 PM - 4:00 PM
 Tuition \$149.00 M / \$179.00 NM
 Lab Fee \$15.00
 Industrial Arts Campus
 Level 1, 2
 Offered WI, WII, SP

This 6 week class is designed for the beginning wood turner. Classes will include short demonstrations on technique, tool use and safety. The first couple of sessions will focus on use of various tools and the techniques for using them. Practice and individual coaching to develop skills with tools is provided. Students can select items to make for personal use and gifts including pens, handles for ice cream scoops, pens, bottle stoppers, etc. Classes have a limited size to permit coaching throughout your project. Lathes and basic tools are provided but you are encouraged to bring your own tools if you have them. Some wood will be provided or you can bring your own. Face shield required for this course. The Industrial Arts Campus is located at 958 Douglas Avenue, Dunedin, FL 34698. **Material fee varies with the project selected, paid to instructor or purchased individually.**



WT366 Woodturning - Intermediate

with Arthur Worth
 Thursday, 9:00 AM - 12:00 PM
 Tuition \$149.00 M / \$179.00 NM
 Lab Fee \$15.00
 Industrial Arts Campus
 Materials List
 Level 2, 3, 4
 Offered WI, WII, SP

This class is designed for the intermediate wood turner. Classes will include short demonstrations on technique, tool use and safety. Students can select items to make for personal use and gifts including pens, handles for ice cream scoops, candlesticks, bowls, lidded boxes, bottle stoppers, etc. Classes have a limited size to permit coaching throughout your project. Lathes and basic tools are provided but you are encouraged to bring your own tools if you have them. Some wood will be provided but you can bring your own. Face shield required for this course. The Industrial Arts Campus is located at 958 Douglas Avenue, Dunedin, FL 34698. **Material fee varies with the project selected, paid to instructor or purchased individually.**



WT379 Open Woodturning Studio

with Monitor
 Tuesday, 10:00 AM - 2:00 PM
 Tuition \$60.00 M / \$90.00 NM
 Industrial Arts Campus
 All Levels
 Offered WI, WII, SP

An excellent opportunity for CURRENTLY ENROLLED woodturning students to work on projects outside of class time. No instruction is provided but a studio monitor will be available. To use the Open Wood Turning Studio, students must purchase a punch card from the front desk at the main campus. The monitor will issue the punch card upon presentation of your proof of purchase. The punch card is good for 18 hours of work in the studio. The Industrial Arts Campus is located at 958 Douglas Avenue, Dunedin FL, 34698.



WT385 Woodturning PM-5 wk

with Arthur Worth
 Tuesday, 6:00 PM - 9:00 PM
 Tuition \$125.00 M / \$150.00 NM
 Lab Fee \$10.00
 Industrial Arts Campus
 All Levels
 Offered WI, WII, SP

This 5 week class is designed for all levels of wood turning. Classes will include short demonstrations on technique, tool use and safety. Students can select items to make for personal use and gifts including pens, bowls, candlesticks, lidded boxes, bottle stoppers, etc. Classes have a limited size to permit coaching throughout your project. Lathes and basic tools are provided but you are encouraged to bring your own tools if you have them. Some wood will be provided but you can bring your own. Face Shield required for this course. Winter I: Class does not meet on Feb 6th.

DEMONSTRATION



Hat Turning Demonstration With Ron Browning

Saturday, Jan. 27, 1:00 PM - 5:00 PM
 Cost: \$35 M / \$45 NM
 Studio B1 and B2

Award winning woodturner Ron Browning will share his expertise as he converts a huge block of wood into a wearable wooden Cowboy Hat. All proceeds from this event will benefit the Woodturning program at the Dunedin Art Center and the finished hat will be auctioned off to the highest bidder at the end of the program.

Ron learned woodworking from his father who sold his handcrafted bowls, boxes and jewelry at craft shows. He joined the AAW and became President of the organization. One of the missions of the AAW is to share demonstrations and techniques and Ron started doing demonstrations throughout Florida for AAW and the Florida Woodturning Symposium.

CHILDREN AND TEENS

The amazing offerings at DFAC are very circular in nature. Seeing original artwork in rotating gallery exhibits, taking classes/workshops related to media viewed in the galleries, exploring art concepts in the children's museum based on fine art presented in the galleries, supporting artists through purchases in gift shop or from exhibits, expanding your horizons with artist lectures, events and socials. Where you enter the circle isn't as important as being a part of the circle. I see smiling faces from children who visited DFAC via school tours. These same smiling faces move up through DFAC's Summer Art Academy to eventually becoming student volunteers that help the younglings follow in their footsteps. These same children then decide to further develop their skills by taking classes after school. They continue on through youth art classes to the specialized Teen classes and up to the Adult offerings. Overall, it's like a multi-multi-generational family that continues to complete the circle!

"if you don't see a class that fits your schedule, a class may be created for at least 6 participants and contingent on studio/instructor availability."

Note: These are drop off programs (except family classes). This means that the children's classes and teen classes are for their respective ages and not for adults/parents. This allows parents to "take a break".



Mr Todd
Youth Education Director



Miss Shannon
Youth Education Assistant



Check out

DFAC ART ACADEMY SUMMER ART CAMPS

Starting May 29
www.dfac.org



FREE!

KIDS ART FEST AND SUMMER CAMP EXHIBIT OPENING
Saturday, September 8, 10am - 2pm.

DAILY CALENDAR (CHILDREN AND TEEN CLASSES & WORKSHOPS)

Sessions available are listed within class descriptions. Register online for any DFAC class or workshop at www.dfac.org

MONDAY

YH700 Feeling Arts (Individual)

3:00 PM - 4:00 PM, Studio A
Sessions: All

YH200 Spin Art - NEW!!

4:00 PM - 5:00 PM
Studio B2
Sessions: WI, WII

YH800 Cooking for Kids - NEW!!

Monday, 4:00 PM - 5:00 PM
Studio C
Sessions: All

YH100 Drawing for Kids

4:30 PM - 5:30 PM
Studio A
Sessions: All

YH302 Fabulous Fashion - NEW!!

5:30 PM - 6:30 PM
Studio A
Sessions: All

TN500 Teen Darkroom- NEW!!

5:30 PM - 7:00 PM
Darkroom
Sessions: All

TN300 Teen Creative Open Studio- NEW!!

6:30 PM - 8:00 PM
Studio A
Sessions: All

W-YH615 iPad Spring Break Bonanza

Monday - Friday, 9:00 AM - 3:00 PM
March 26th - 30th
Sessions: WII

W-YH616 Mural Spring Break Bonanza

Monday - Friday, 9:00 AM - 3:00 PM
March 26th - 30th
Sessions: WII

W-TN617 B/W Darkroom Developin': Week Long Workshop - NEW!!

Monday - Friday, 9:00 AM - 3:00 PM
March 26th - 30th
Darkroom
Sessions: WII

TUESDAY

YH301 Mixin' It Up with the Mini-Masters

3:30 PM - 4:30 PM
Studio A
Sessions: All

YH400 Children's Clay Sculpture

4:00 PM - 5:30 PM
Studio D
Sessions: All

YH802 Paint and Pizza

5:00 PM - 6:30 PM
Studio A
Sessions: WI

YH101 Animals, Animals, Animals

4:00 PM - 5:00 PM
Studio B1
Sessions: WII, & SP

YH102 Kids Make Comics

4:00 PM - 5:00 PM
Studio B1
Sessions: WII, & SP

TN200 Get Down to Painting

5:30 PM - 7:00 PM
Studio B2
Sessions: All

TN100 Teen Drawing Class

5:30 PM - 7:00 PM
Studio B2
Sessions: All

TN102 Characters of Anime and Manga- NEW!!

5:30 PM - 7:00 PM
Darkroom
Sessions: All

WEDNESDAY

YH701 Feeling Arts (Individual)

Hours to be Arranged, Studio A
Sessions: All

YH500 iPad Animation for Kids- NEW!!

4:00 PM - 5:00 PM
Studio B2
Sessions: All

YH303 Creative Storytelling

4:30 PM - 6:30 PM
Studio A
Sessions: All

THURSDAY

YH801 Cooking for Kids- NEW!!

4:00 PM - 5:00 PM
Studio C
Sessions: All

YH304 Sketch, Paint & Brush

4:30 PM - 5:30 PM
Studio A
Sessions: All

TN101 Teen Drawing Class - NEW!!

5:00 PM - 6:30 PM
Studio B2
Sessions: All

TN103 Zombies vs Robots: A fresh approach to drawing the figure - NEW!!

5:00 PM - 6:30 PM
Studio B2
Sessions: All

TN400 Wheel

4:30 PM - 6:00 PM
Studio D
Sessions: All

FRIDAY

YH401 Family Clay Night-Friday

Friday, 7:00 PM - 9:00 PM
Studio E
Sessions: Fall I, II

TN401 Wheel

7:00 PM - 8:30 PM
Studio D
Sessions: All

TN301 Teen Creative Open Studio

5:30 PM - 7:00 PM
Studio C
Sessions: WI, WII

W-YH610 Positively Page Makers Sleepover

Friday, Feb 2nd, 8:00 PM - Saturday, Feb 3rd, 8:00 AM
DLM
Sessions: WI

W-YH605 Robots of Star Wars: Workshop for Youth, Teen and Adults

Friday, April 27th, 6:00 PM - 8:00 PM
Studio B1, B2
Sessions: SP

SATURDAY

W-YH600 Stone Cold Fun

Saturday, February 10th
11:00 am - 1:00 pm
OR
Saturday, April 14th
11:00 am - 1:00 pm
Darkroom
Sessions: WI, SP



YH200 Spin Art

NEW!

With Ann Henson
Monday, 4:00 PM - 5:00 PM
Tuition: \$55 M / \$65 NM
Studio B2
Materials fee \$5
All Levels
Sessions: WI, WII

A class for those who feel they don't have the skills to paint, or who just don't know what to paint. We'll start with a blank canvas and a few colors. With each spin/turn of the canvas we'll pause to look for shapes within it until our creative mind sees a subject we like...just like looking for things in the clouds!) No gimmicks—just a technique. Come try it!! Ages 8-12

Cooking for Kids

NEW!

With Debbie Stratemeyer
YH800 Monday, 4:00 PM - 5:00 PM
YH801 Thursday, 4:00 PM - 5:00 PM
Tuition: \$55 M / \$65 NM
Studio C
All Levels
Sessions: All

We will have fun in this cooking class with kid-friendly recipes that teach students the basics of cooking. An emphasis on safety and cleanliness in the kitchen will be taught. Each class we will make two recipes, some simple, some more complex. A \$10 fee is to be paid in the first class to the instructor for the cost of the food. Be sure to let the instructor know if you have any food allergy concerns. Ages 6 -12 yr.

YH100 Drawing for Kids

With Jennifer Klaus
Monday, 4:30 PM - 5:30 PM
Tuition: \$55 M / \$65 NM
Studio A
Materials fee \$5
All Levels
Sessions: All

Young artists will start out working with the basic shapes, then on to blind contour drawings, gesture drawings, still life and landscape drawings. Come explore how to capture the world with a variety of 2 D materials! For new and continuing students, ages 8-12.

YH302 Fabulous Fashion

With Jennifer Klaus
Monday, 5:30 PM - 6:30 PM
Tuition: \$55 M / \$65 NM
Studio A
Materials fee \$5
All Levels
Sessions: All

Calling all fashionistas! Let's learn the art of drawing fashion. Using various fabrics, we will learn how to draw folds, texture, and fabric on top of the human figure. We will study the art of fashion and look at various designers in the industry. By the end of the 6 weeks, you will have drawn an entire fashion collection! Ages 8-12.

YH301 Mixin' It Up with the Mini-Masters

With Joy Ames
Tuesday, 3:30 PM - 4:30 PM
Tuition: \$55 M / \$65 NM
Studio A
Materials fee \$5
All Levels
Sessions: All

Hey Mini-Masters! Come on out and have some fun with painting, drawing, collage, sculpture and clay. Students will investigate famous artists and then create with a variety of media. Bring your imagination! For new and continuing students Maximum 10 children. Ages 5, 6 & 7.

YH400 Children's Clay Sculpture

With Jacqueline LaDrig
Tuesday, 4:00 PM - 5:30 PM
Tuition: \$60 M / \$70 NM
Studio D
Materials fee \$ 10
All Levels
Sessions: All

Hand-building clay class with strong emphasis on activities that develop imagination and inventiveness. Children develop manipulative skills and hand-eye coordination through slab, carving and coiling methods. For new and continuing students, ages 6 & up.

YH802 Paint and Pizza

With Joy Ames
814 Tuesday, 5:00 PM - 6:30 PM
Tuition: \$60 M / \$70 NM
Studio A
Materials fee \$10
All Levels
Sessions: WI

Ciao e Benvenuto! We need your enthusiasm and imagination to create art filled fun, cool paintings while enjoying a small slice of pizza at the same time! You will be the masters of the moment using acrylics, watercolors, and colored pencils to create your amazing designs. Ages 8 -12.





YH101 Animals, Animals, Animals

With Jill Bryson
 Tuesday, 4:00 PM - 5:00 PM
 Tuition: \$55 M / \$65 NM
 Studio B1
 Materials/Lab or Model Fee: \$5
 All Levels
 Sessions: WII, SP

Calling all animal lovers! Whether furry, scaly, or slimy . . . animals are fun. Learn to use shape, proportion, and texture to draw lifelike animals. Learn easy techniques that will make bunnies more cuddly and snakes scarier. The giant world of animals will be represented so come on out and safari with us! Ages 8-12.

YH102 Kids Make Comics

With Jill Bryson
 Tuesday, 4:00 PM - 5:00 PM
 Tuition: \$55 M / \$65 NM
 Studio B1
 Materials/Lab or Model Fee: \$5
 All Levels
 Sessions: W II, Sp

This 6-week program consists of three cool components. The first two weeks students learn how to design, draw, and 'move' their own comic or cartoon character! The second two weeks, artists learn how to put their own character into a mini-adventure! The third two weeks they convert their mini-adventure into a mini-comic! Prior students may continue developing and making new characters, stories, and comics. For new and continuing students, ages 8-12.

YH500 iPad Animation for Kids

NEW!

With Lauren Regan
 Wednesday, 4:00 PM - 5:00 PM
 Tuition: \$55 M / \$65 NM
 Studio B2
 Materials fee \$5
 All Levels
 Sessions: All

Come on out and make your very own animated movie on an iPad. Through an interactive and hands on approach, you will learn how to produce a stop-motion animation. A variety of iPad apps will be used in all stages of movie production, from planning and storyboarding, filming and editing, to adding soundtrack. For new and continuing students, ages 8-11.

YH303 Creative Storytelling

With Joy Ames
 Wednesday, 4:30 PM - 6:00 PM
 Tuition: \$60 M / \$70 NM
 Studio A
 Materials fee \$5
 All Levels
 Sessions: All

Draw and paint your own story!!!! Create a book with illustrations and/ or paintings, giving shape and words to your imagination. Creating your own characters, storytelling becomes a wonderful exploration of imagination from words to lines and colors. Ages 8-12.

YH304 Sketch, Paint & Brush

With Joy Ames
 Thursday, 4:30 PM - 5:30 PM
 Tuition: \$55 M / \$65 NM
 Studio A
 Materials fee \$5
 All Levels
 Sessions: All

Kids, come out and experience sketching, drawing, mixing colors, new ways to use a brush and learning the basics of composition, you can make cool paintings. Come explore with sketch, paint & brush and have fun being a 2D artists! For new and continuing students, ages 8-12.

YH401 Family Clay Night-Friday

With Steve Sikorski
 Friday, 7:00 PM - 9:00 PM
 Tuition: \$75 M / \$85 NM
 Studio E
 Materials fee \$10
 All Levels
 Sessions: All

Families can now explore the ishy gishy, squishy clay together! Join Mr. Steve as he guides you through the pinch, coil and slab methods of handbuilding clay. Also, try your hand at throwing on the wheel. This class serves as a fun, basic, artful overview of the ever-popular medium of clay. Dress for mess! Tuition and materials fee covers one adult and one child for 6 weeks! For new and continuing students, ages 6 & up.

Feeling Arts

With Jennifer Klaus
 YH700 Mon, 3:00 PM - 4:00 PM, Studio A
 YH701 Wed, Hours to be Arranged, Studio A
 Tuition: \$149 M / \$179 NM
 Materials fee \$5
 All Levels
 Sessions: All

6 Individual 50 minute sessions employing therapeutic art techniques catered to the client and their needs. Art encourages creativity, reduces stress, improves self-esteem, and can increase awareness as well as help with trauma. Great for children with mental, social and physical disabilities such as, but not limited to, ADD/ADHD, ODD, Autism spectrum disorders and learning disabilities. Art is an abstract form of communication that allows individuals to express their feelings and emotions non verbally. Art is used to improve hand eye coordination, spatial reasoning, concentration and attention to detail. Sessions can be a great addition to current therapies or as a chance to relax and explore emotions through the creative process.

Jennifer Klaus received her B.F.A. in Illustration from Ringling College of Art and Design. She is a local freelance artist as well as a self published children's book writer and illustrator. For the last six years, she has been an instructor with DFAC for children and teens art classes. Jennifer has a BA in Psychology as well as her Master's in Clinical Research and Social Work. She is a master's level therapist who has worked with children of all ages, particularly those with learning and developmental disorders. Clinical hours were spent at Paul B. Stephens Exceptional and Calvin A. Hunsinger, both Pinellas County center schools. She has worked with FBA's (functional behavior assessments) and observations, IEP's (independent education plans), biopsychosocials and assessments. Jennifer also has experience with individual and group sessions. She is currently working towards licensure.

WORKSHOPS

W-YH610 Positively Page Makers Sleepover

With Todd Still
Friday, Feb 2nd, 8:00 PM - Saturday, Feb 3rd, 8:00 AM
Tuition: \$30 M / \$40 NM
DLM
All Levels
Sessions: WI

Ages 8-12 (please have your child eat dinner!). Grab your sleeping bags, pillows, "jammies", tooth brush and flash lights for our sleep-over in the "Page Makers" hands on exhibit at the Dunedin Fine Art Center. We will tour the Featured Exhibit with flashlights and then return to the Hands-On area for more fun with computers, drawing, clay and theater. We will then partake of popcorn and "The Pagemaster" before lights out. Breakfast consists of doughnuts, bananas, milk and orange juice. Space limited-maximum of 15 campers. Register by Jan 26th.

W-YH600 Stone Cold Fun

With Debbie Stratemeyer
Saturday, February 10th 11:00 am -1:00 pm
OR
Saturday, April 14th 11:00 am -1:00 pm
Tuition: \$30 M / \$40 NM
Materials/Lab fee \$5
All Levels
Sessions: WI, SP

Come join in on the rock painting and hiding fun here at the art center. All you need is you! We will provide the rocks, paints and instruction. Bring the whole family for family fun!

W-YH615 iPad Spring Break Bonanza

Monday - Friday, 9:00 AM - 3:00 PM
March 26th - 30th
Sessions: WI

Come on out and have fun using the Apple ipad. Take photos/videos and then manipulate them with artsy Apps to create your own fun, funky digital artwork. Traditional 2D media will also be incorporated. Try your hand at some stop motion movies as well. For new and continuing students. ages 7 - 11* Mon 03/26 - Fri 03/30. 9:00am - 3:00 pm. Ages 8 - 12. Lunch not provided. Register by 03/05/17.

W-YH616 Mural Spring Break Bonanza

Monday - Friday, 9:00 AM - 3:00 PM
March 26th - 30th
Tuition: \$130 M / \$150 NM
Studio A
All Levels
Sessions: WI

Explore the Land of Fairy Tales and Legends with Miss Kasie. After learning about new and old tales, draw, paint and create your very own stories. Then, as a team, enlarge and create a magnificent, monumental mural for all to see. Mon 03/26 - Fri 03/30. 9:00am - 3:00 pm. Ages 8 - 12. Lunch not provided. Register by 03/05/17

W-TN617 B/W Darkroom Developin': Week Long Workshop

NEW!

With Debbie Stratemeyer
Monday - Friday, 9:00 AM - 3:00 PM
March 26th - 30th
Tuition: \$130 M / \$150 NM
Darkroom
Materials/Lab or Model fee \$10
All Levels
Sessions: WI

Bring your film cameras(if you have one) to DFAC's Week long Darkroom Workshops For continuing Art Squad Students who want more time shooting, developing, printing and manipulating their Back and White Photos. Bring lunch or prearrange lunch in the DFAC Palm Café. Ages 11 - 14.

W-YH605 Robots of Star Wars: Workshop for Youth, Teen and Adults

With Todd Still
Friday, April 27th, 6:00 PM - 8:00 PM
Tuition: \$25 M / \$35 NM
Studio B1, B2
All Levels
Sessions: SP

In this open studio type workshop, bring your medium of choice and capture a bit of Sci-Fi history in this one time opportunity to draw from Todd Still's Star Wars Robot Collection including: C3PO, R2D2, R2Q5, K2SO, BB8, Imperial probe droid, Droideka, General Grievous, etc. Background movies will be playing for atmosphere and reference. We won't stop you from wearing your favorite Episode! Open Studio monitored by Ahl Sundar, the Bounty Hunter... so watch it! Ages 8 - 108



TN500 Teen Darkroom

NEW!

With Debbie Stratemeyer
Monday, 5:30 PM - 7:00 PM
Tuition: \$65 M / \$85 NM
Darkroom
Materials/Lab fee \$10
All Levels
Sessions: All

Teens and their 35mm cameras will use the darkroom to develop the art within themselves. Students will learn about the photographic process by capturing just the right shot, processing film/photos, and adding color to their prints through different processes to create something very cool from an originally black and white photo. Ages 11 - 17.

Teen Creative Open Studio -

NEW!

With Jennifer Klaus
TN300 Monday, 6:30 PM - 8:00 PM, Studio A
Sessions: All
or
With Joanna Baucic
TN301 Friday, 5:30 PM - 7:00 PM, Studio C
Sessions: W I, W II
Tuition: \$65 M / \$85 NM
Materials/Lab or Model fee \$5
All Levels

Come hang out either Monday or Friday nights and work on your art! This class is open studio time with instruction; prompts and direction for projects will be given to those who want it. This class gives you a chance to work on subjects that interest you and to learn new techniques. Including, but not limited to, 2-D drawing, 3-D projects, figure, painting, mixed media, illustration, and portfolio work. Repeat students welcome!

TN200 Get Down to Painting -

NEW!

With Jill Bryson
Tuesday, 5:30 PM - 7:00 PM
Tuition: \$65 M / \$85 NM
Studio B2
Materials Fee \$5
Level 1, 2, 3
Sessions: All

Build up your painting skills while working in various media like watercolor and acrylic. Students will create works of art using their choice of subject matter. Bring photos or objects from home. Still life materials will also be available. This class is recommended for Beginner/Intermediate skill levels.

TN100 Teen Drawing Class -

NEW!

With Jill Bryson
 Tuesday, 5:30 PM - 7:00 PM
 Tuition: \$65 M / \$85 NM
 Studio B2
 All Levels
 Sessions: All

Learn how to draw ANYTHING. This life-drawing class aims to train the eyes and the brain to work together in order to achieve a representational result on paper. After covering drawing fundamentals and re-learning "how to see," students will have the opportunity to choose their own subject matter by using a combination of props, fellow classmates, and models. This class also serves as an open studio where students may practice what they want to draw and receive help as needed. Skills will be developed at each individual's level. Materials suggested are an 18 x 24 newsprint/sketch pad (or larger), soft charcoal pencils (primarily 2B and 4B), pencil sharpener, kneaded eraser, yard stick, soft vine charcoal, and any other tools you prefer..."

TN102 Characters of Anime and Manga

NEW!

With Debbie Stratemeyer
 Tuesday, 5:30 PM - 7:00 PM
 Tuition: \$65 M / \$85 NM
 Darkroom
 Materials/Lab or Model fee \$5
 All Levels
 Sessions: All

Like to draw Japanese characters like Manga and even some from a popular hunting/collecting games? Come hang out and draw in your favorite journal, taking one of the drawings, cut it out or enlarge it and mount it on a larger painted background, or create stories in your journal/sketchbook. The teacher will have props to help you with this project. Students need to bring journal of choice and are welcome to bring favorite props as well. Ages 9-14.

TN101 Teen Drawing Class -

NEW!

With Todd Still
 Thursday, 5:00 PM - 6:30 PM
 Tuition: \$65 M / \$85 NM
 Studio B2
 All Levels
 Sessions: All

Come out and learn the basics while drawing cool stuff like armor, dragons, starwars props, etc. Or choose to focus on the figure by using a combination of props, fellow classmates and models. This class also works as an open studio, which means you may bring your own subject matter and 'practice' what you want to draw and receive help as well. Skills will be developed at each individual's level. Materials Suggested are 18 x 24 sketch pad, 9 x 12 sketch pad, ebony pencils, soft pencils HB, 2B, 4B, pencil sharpener, pink eraser, kneaded eraser, #5 soft vine charcoal and any other tools you prefer. Note: Materials not supplied. For new and continuing students, ages 11 & up.



TN103 Zombies vs Robots: A fresh approach to drawing the figure

NEW!

With Todd Still
 Thursday, 5:00 PM - 6:30 PM
 Tuition: \$65 M / \$85 NM
 Studio B2
 All Levels
 Sessions: All

Drag yourself out and draw cool stuff zombie or robot style while learning about the human musculature & skeletal systems. Life-size anatomically accurate skeleton, anatomical models, sicfi robots and zombie props will be used for inspiration. Basic drawing materials needed: Large sketch pad, drawing pencils, ebony pencils, vine charcoal, etc. Note: Materials not supplied. For new and continuing students, ages 11 & up.

Wheel

With Jacqueline LaDrig
 TN400 Thursday, 4:30 PM - 6:00 PM
 TN401 Friday, 7:00 PM - 8:30 PM
 Tuition: \$65 M / \$85 NM
 Studio D
 Materials/Lab or Model fee \$10
 All Levels
 Sessions: All

Learn basic wheel throwing techniques while experimenting with underglazes, glazes and non-traditional materials added to clay. Individual expression is encouraged. Students will learn and be responsible for set up, operation and the clean up of their wheels. For new and continuing students. Ages 11 and up. Maximum 12 students.



Brooke Allison, PSA-MP, PSWC, received her education from Shimer College, The Art Institute of Chicago and the American Academy of Art. A Signature Member of the Pastel Society of America, Brooke is also a member of the Pastel Society of the West Coast - California; the Catherine Lorillard Wolfe Art Club, NYC, NY; and the Florida Artist's Group. Brooke's paintings have been shown at the Tampa Museum of Art, the Jacksonville Museum of Art and the Butler Institute of American Art. Her artwork and techniques have been featured in Artist's Magazine and Pastel Journal.

Joy Ames came to Florida from New York State where she owned and directed two Montessori Schools. She attended Fredonia State Teachers College, Incarnate Word in Texas and St Nicholas in London, England. Belonging to AMS and AMI, Joy traveled around the world collecting the art of the masters. Her main focus has always been on Early Childhood Education. She has authored several publications on the Montessori Method and is now writing a new children's book called, Brandi and Her Friends.

Lee Anderson turned a lifetime of working with wood and metal into an intense study of and avocation for pottery and the ceramic arts. Lee also maintains an active blog about the ceramics arts in Florida. Visit www.FormedAndFiredCreations.blogspot.com for more information.

Karen Baker CPS, PSA, PSTB has been teaching painting classes and workshops for over 25 years. She studied drawing and mixed-media painting with abstract artist Barbara Garber, was mentored by Master Pastelist Herman Margulies, Stanley Maltzmann, Christina DeBarry, Elizabeth Apgar-Smith, and Wolf Kahn. Her artwork has received awards and recognition in regional and national shows as well as from international art magazine competitions including The Artist's Magazine and Pastel Journal. She holds Signature Membership with Connecticut Pastel Society, Pastel Society of America, and Pastel Society of Tampa Bay and is also a member The Exhibiting Society of Artists, and Vermont Pastel Society. Galleries in Florida and New England represent her artwork. www.KBakerStudios.com

Marli Bass has been Manager of the St. Petersburg Hot Glass Workshop for three years. She received her BA Fine Art/ Glass from the Massachusetts College of Art, Boston in 2005 and was selected to study at the Corning Museum of Art in 2011. An accomplished glass artist, she has garnered several awards and has been instructing since 2002. She teaches advanced hot glass classes to Eckerd College students and the public. Marli was invited to study with famous artist Raven Skryver in Seattle in April 2016.

Holly Bird is a printmaker, illustrator and graphic designer. With a BD (BFA + Design) from University of Florida, Holly's career as a designer has ranged from storyboarding for movies and television to working in magazines, television and advertising as an art director. She also taught graphic design at USF and has been exhibiting in group shows and solo exhibits as a professional printmaker for the last several years. She is a Roycroft Renaissance Master Artisan-At-Large with other printmakers and artisans, all working in the revival of the American Arts & Crafts Movement. Visit her online gallery to learn more at www.studioibis.com.

Bonnie Bowman is an artist who believes the pursuit of mastering ancient craft techniques is relevant and essential to the well-being of our "present minds." She has sold her work through commissions from private and corporate clients, as well as produced work marketed and sold to an international market. Bonnie's greatest passion is teaching the art of weaving, basketry and clay to students of all ages and abilities. www.bonniebowman.com

Ira Burhans received a B.F.A. in ceramics from St. Cloud State University, Minnesota. He exhibits his award-winning artworks at festivals throughout the eastern U.S. Owner of Clay & Paper Gallery in Dunedin. www.claypaper.com

Joan Duff-Bohrer is a dynamic, experimental painter with a Master's Degree from Rutgers University. Her work was included in the 1996 Biennial at the New York State Museum in Albany, New York. She maintains studios in Dunedin, Florida and in Salem, New York. www.duffbohrrpainting.com

Bill Coleman has over 30 years' experience in the design and fabrication of architectural metal products. He is the artist/owner of Arc Angels, Inc. producing the finest quality cast and wrought ornamental metalwork. Bill is founder of the Institute of Creative Arts in Dunedin. www.arcangels-inc.com

Coralette Damme (pronounced damm-mee) received her BFA from the University of Nebraska-Lincoln where she divided her time equally between printmaking, painting, and ceramics. She was awarded the UNL Coleman Award for Undergraduate Printmaking during her studies. She has been part of numerous juried group and solo exhibitions and art festivals held across Florida as well as in Maryland, Pennsylvania, and South Carolina. Her work is collected by enthusiastic patrons and fans across the United States, in Canada, South America, South Korea, and Europe.

"C" Fulton studied for 12 years with Master Sculptors in Italy and Greece and founded and teaches in the stone carving program at the Dunedin Fine Arts Center. "C" has taught internationally in Argentina and Africa and has received awards from around the world for her work. She is currently exhibiting in galleries in Wales, England, Pietrasanta, Italy and in New Port Richey, FL.

Dominice Gilbert received a BFA from The School of the Art Institute of Chicago. She was Artist in Residence at both the Crab Tree Farm and National Ornamental Metal Museum in Memphis TN. Dominice currently teaches metalworking at the Institute for Creative Arts, DFAC's industrial arts partner in downtown Dunedin. www.dominice.info

Velina Robinson Glass studied under renowned resin artist Betty Heald. Given the limited availability of instructors in this media, Glass's continued growth in resin comes primarily from self exploration. She has also studied with noteworthy artists such as metalsmith Charles Lewton-Brain, goldsmith Wayne Werner and enamelist Shana Kroiz.

Marlene Glickman has been creating with fabrics for more than 40 years. Her work has been exhibited in the USA, Pakistan, Africa and Russia. She loves sharing what she has learned and has had her work published in QuiltingArts magazine, America: From the Heart, made appearances on QA TV and has produced a "Simple Silk Dyeing" DVD and art supply kits. www.SilkDyes.com

Lisbeth Graham spent 35 years as a Creative Director for advertising and national corporations. She received her Certificate in Creative Expression at the Institute for Transpersonal Psychology in Palo Alto, CA. She has coached creativity and studied art for over 20 years. Lisbeth maintains a studio and shows her work at the Institute for Creative Arts in Downtown Dunedin.

Kathy Hays is a self-taught fiber artist who enjoys all things fiber. Though her main focus is felt-making, her background includes: doll-making, surface design and silk papermaking. Kathy has taught fiber-related classes for Convergence 2008, John C. Campbell Folk School, Florida Tropical Weaver Guild and the Tampa Bay Surface Design Guild.

Toni Roeder Hutfilz studied art in London, Paris and Spain. She now teaches watermedia locally and in Costa Rica. She has awards and membership in National and International organizations and has her studio at Imago Art Group in Dunedin.

Taylor Ikin is a passionate artist, educator and environmentalist. Her works are represented in numerous public, private and corporate collections. She is past president of the Florida Watercolor Society and is particularly known for her extraordinary paintings on YUPO. www.taylorikin.com

Cynthia Jacobsen studied music at the Cleveland Institute of Music. She earned an Education degree from the University of South Florida and taught for several years before discovering her passion for painting.

Jeremiah Khokhar is an award winning photographer who love telling stories through his images. He is contracted with the City of Clearwater as the lead special events photographer and official photo blogger. He is also the founder and administrator of @Cleargram, an on-line social media group which brings photographers together to learn and share their art.

Jennifer Klaus is a graduate of Ringling College of Art and Design, where she received her B.F.A. in Illustration. She is a local freelance artist as well as a self-published children's book writer and illustrator.

Jakki Kouffman received her B.A. magna cum laude from Brandeis University, was awarded a Sachar International Fellowship for one year of art study in Pietrasanta, Italy, and studied painting at the Art Students League of New York for four years with master realist Daniel Greene. Kouffman has taught painting workshops around the country for more than twenty-five years. Kouffman is a Signature Member of Plein Air Painters of New Mexico and a Signature Member of the Pastel Society of New Mexico, and she was elected a Master Pastelist with the Pastel Society of America.

Noriko Kuehn is an award-winning artist in Pastel, Sumi-e, Watercolor and Japanese calligraphy. Having studied calligraphy since the age of four in Japan, Noriko has painted and lived in Tokyo, London, Seattle and Portland, Oregon. Noriko currently works out of her studio in Dunedin and exhibits throughout Florida as an active member of the Pastel Society of Tampa Bay.

Jacqueline LaDrig earned her B.F.A. in ceramics at the University of Tampa and her M.F.A. in ceramics with a minor in small metals from Georgia Southern University. She has taught elementary, high school and college level art. She is affiliated with the College Art Association, the American Craft Council and Florida CraftArt.

Heather Leisch has a degree in Studio Painting and Art History from the Kansas City Art Institute. She was an Art Theory teacher working with at risk youth in Virginia and has been a Pinellas county teacher for the past 5 years.

Susan Maxon was the founding faculty member of DFAC's jewelry department. She earned a B Ed, M Ed, and the PhD is ABD. Before moving to Florida and teaching for DFAC, she was the Chairman of the Art Department at Southeastern Oklahoma State University. Susan is also an active artist/designer owning and operating Honors Gran Jewelry since 1989 in Oklahoma and now in Florida. <http://www.honorsgran.com/>

Jacqueline McDonough attended American University in Washington DC majoring in design and art history. Jackie has embraced different art forms from around the world, but she always returns to clay. She loves exploring new ideas, pushing the limits and sharing and learning from others.

Melissa Miller Nece is president of the Colored Pencil Society of America, and previously served eight years as CPSPA's ways and means director. She is a ten year merit CPSPA signature member and a CPX signature member of the society. Her other memberships include the Miniature Artists of America (signature member and board member), the Professional Association of Visual Artists (board member), the Miniature Art Society of Florida (past board member), and the Florida Artist Group. Her step-by-step article on a colored pencil/mixed media technique was featured in The Artist's Magazine in October 2012 and her work has been published in numerous books and other magazines. Her paintings and drawings

are in numerous corporate and private collections, including the Cumberland Pencil Museum in Keswick, England. Her work has also been used for packaging and promotional materials by multiple art materials manufacturers. Melissa has a BFA from Lake Erie College and has been teaching drawing, colored pencil, and oil and acrylic painting at DFAC since 1990. She has also taught college level graphic design and worked in commercial art.

Charles Oestreich holds an Engineering degree from the Polytechnic Institute of Brooklyn and a MBA from Adelphi University. In 1988, he retired from a career in engineering and computer science. Since then he has taught computer and digital arts classes through Senior Net, the Gulf Beaches Library, St. Petersburg College and DFAC.

Zoe Papas has her BFA in Drawing/ Illustration from the University of Central Florida. She creates dynamic figure drawings using mainly chalk, charcoal and ink washes. Zoe returned to her home town to pursue her passion as an artist and is a recent addition to our faculty as a Life Drawing instructor.

Pam Pawl has 40 years' experience at the loom and has taught classes at Penland School of Crafts, The Newark Museum Weaving Workshop, Philadelphia College of Textiles, Moore College of Art and Design as well as the Philadelphia Guild of Handweavers and many other guilds in the Mid-Atlantic area. www.pampawltextiles.com.

Stacy Perry is an award winning jewelry artist and maker and has an extensive background in business, fine jewelry and gemology. Her work has been featured in distinguished publications such as the Dupont Registry, Making Jewellery and Tampa Bay magazines and her jewelry can be found in galleries and numerous private collections. Her business name *hodgepodgerie*™ is well regarded throughout the worldwide art jewelry community. Stacy is a past board member of the Florida Society of Goldsmiths and is current president of the FSG West Coast Chapter, serving since 2012. She has been extensively involved in the growth of the jewelry programs here at the DFAC and works through the WCFSG providing equipment and tooling to help create top-notch jewelry studios and promote the art of jewelry making. She has been teaching at the DFAC since 2007 specializing in both jewelry fabrication/metalsmithing and wire.

Eleanor Pigman received her BFA from the Art Institute of Chicago and her Masters Degree in Art Therapy from the University of Illinois at Chicago. She began her art career as a watercolor artist but fell in love with the world of beading after doing an apprenticeship with a jewelry designer and inheriting thousands of seed beads. Eleanor-pigman.squarespace.com

Concepcion Poou Coy Tharin is Mayan Q'eqchi', from a small village named Samac outside of the city of Coban in Guatemala. She is a master backstrap weaver, taught by her mother and sister, specializing in an intricate lace-like white-on-white style of weaving called picb'il. She is dedicated to promoting Mayan weaving and culture.

Lorraine Potocki received her BA in Fine Art and Education from the College of New Jersey. She works in pastel and acrylic in styles from realistic to abstract expressionism. Potocki has exhibited throughout Florida including Solo shows in Tampa, Lakeland and Seminole. Her work has been featured in Tampa Bay Magazine and is a past winner of the Clearwater Jazz poster contest. She welcomes commissions and visitors to her studio at Stirling Art Studios & Gallery in Dunedin.

Linda Renc has spent 40 years developing hand-lettering into a fine art. She has taught calligraphy extensively and she and her husband currently own Painted Fish Gallery in downtown Dunedin. Linda has a B.A. in Graphic Design; she studied with top teachers in the U.S. and abroad, attending eleven international calligraphy conferences. Linda curated AlphaMark, a traveling exhibit of calligraphic art from 1999-2001 in Canada and the U.S. www.paintedfishgallery.com

Caryl Renc holds a Fine Arts degree from Ohio State University. Though her first career was as an arts educator, Caryl's interest in the vanishing art of Sailor Valentines arose in recent years at her summer home in Cape Cod. Her award-winning works are featured locally at Art at the Plaza in Belleair Bluffs and in regional shell shows.

Carole Rosefelt studied at Layton Art School and Cardinal Stritch College. Carole is a member of the Creative Arts Guild. She developed eight C & R custom frame retail galleries and has 25 years of art by design for public spaces and designer trade.

Blanka Roundtree is an award-winning designer with a BFA in Design & Fine Art, Visual Communication, and MFA in Media Design Management. As an adjunct faculty in The University of Tampa she is teaching Digital Arts and History of Graphic Design.

Candy Schultheis began her art career as a photographic artist and expanded her artistic expression as she studied with a number of award winning artists. Due to the influence of instructors Flora Bowley and Joan Fullerton, she began to specialize in intuitive painting. She has a studio at Stirling Commons and is a member of the Pastel Society of Tampa Bay, PAVA and the Creative Artist Guild. <http://www.candyschultheis.com/>

Alison Shepard enjoys pen & ink, painting, sculpture, murals, weaving and ceramic arts. She earned her BFA from Wittenberg University in Ohio. She has worked as a teacher, mural artist, surveyor, survey and engineering drafter, graphics designer and illustrator. Alison currently serves as DFAC's Clay Studio Manager.

Steve Sikorski graduated from USF with a bachelor's degree in Art Education and a bachelor's degree in Fine Arts - Ceramics. He has been teaching art at the elementary school level for 8 years in both Pinellas and Hillsborough counties. He is a member of the USF College of Education honors program - SCATT. Mr. Steve has been the clay studio instructor for the past two years at DFAC's Sizzlin' Summer Art Camp.

Heidi Stavinga is a self-taught alcohol ink artist. Drawn to the vibrancy of the colors and the way the inks flow she has developed her own technics for using an abstract medium to create detailed subjects. She works out of her studio in Dunedin, FL. Her works can be viewed at www.heidistavingastudio.com.

Todd Still conceived of, operates and administers the youth education programs of DFAC, including classes, school tours, Summer Arts Camp, family workshops, events, and the Children's Hands On Art Museum. Mr. Still taught art at the elementary and middle school levels for 5 years. He holds a Bachelor of Arts Degree in Art Education K - 12 from the University of South Florida and has been with DFAC for 18 years. He is a graduate of Leadership Pinellas class of 2009 and serves on the Academie Davinci Charter School Board of Directors.

Ken Straight attended the American Bladesmithing School. He demonstrates blacksmithing / bladesmithing for Pioneer Park in St.Petersburg and is the head volunteer blacksmith at Heritage Village. Ken has taught both blacksmithing and bladesmithing classes through the Pinellas Historical Society at Heritage Village.

Debbie Stratemeyer has been teaching art for almost 30 years with a specialty in photographic mixed media.

Robert Sutherland is a Fine Artist whose expertise includes oils, casein, pastels, oil pastels, watercolor, pencil, and pen & ink. He received his Art Education at Oklahoma State University, and began as a commercial art illustrator with Creative Associates in Oklahoma City. His paintings have been shown in Tennessee State Museums, the Dixon Gallery in Memphis, and are also included in the collections of many notable Nashville celebrities

Gail Thayer is a self-taught jeweler with over 6 years' experience. She was originally a glass beadmaker for over 20 years.

Debra Thomas Weible has had a lifelong interest in drawing and has studied under the great watercolorist, Pat Weaver. Debra is a member of DFAC's Board of Directors and is a Signature Member of the Florida Watercolor Society.

Markissia Toulaiatos has been a commissioned portrait painter for over thirty years specializing in alla prima techniques. She studied classical realism, portraiture, and landscape painting for four years at the Atelier of Plein-Air Studies. She is also an accomplished international award-winning painter of miniatures and a Signature member of three Miniature societies, Her award winning art is included in many prestigious public and private collections.

Dale Tucker is a metal fabricator and business owner for over 50 years. He is an expert welder and instructor in Mig & Tig welding.

Lorraine Turner is an award winning textile artist and illustrator who also draws and writes books and graphic novels. She is currently the Art Director of the Library of American Comics and works from her studio in Clearwater, FL www.calicohorses.com

Maggie Vricos is a skilled knitter, certified by the Craft Yarn Council. She works with beginners to advanced knitters, identifying projects that will challenge them to expand their skills and motivate them to become lifelong knitters.

Lori Weaver is a graduate of the University of Massachusetts, Dartmouth where she received a B.F.A. in Illustration and Visual Design with additional coursework at Rhode Island School of Design and the University of Rhode Island. Lori has taught art at the middle school level here in Florida for the past six years.

Joseph Weinzettle has a BFA from the Cooper Union and an MFA from the University of Mississippi. In 2010, Joseph was Artist-in-Residence at the Everglades National Park and was awarded both Puffin and Pollock-Krasner Foundation Grants in 2009. A Pittsburgh, PA native, Joseph has resided on Florida's west coast since 1992.

Kerry Stratton Waltz is a creative watercolor painter whose passion is painting landscapes. She is a signature member of the Suncoast and Tallahassee Watercolor societies. Her paintings were selected for the Florida Watercolor Society annual and online show in 2016. Kerry has a Masters degree in adult education and has taught art classes for over twenty-eight years both privately and at the college level. Her work has earned many awards in juried fine art festivals and gallery shows. www.awaltzdesign.com

Susan Wiley has a Bachelor of Arts, has had her hand painted furniture featured in Better Homes & Gardens and, for the last 20 years, has focused on watercolors. She is an award winning artist and a signature member of the Northeast Watercolor Society & the Central New York Watercolor Society. She is a member of the Suncoast Watercolor Society and the Florida Watercolor Society. Her work can be viewed on Houzz.com and at www.susanwiley.com.

Anita Wood is a multi-media artist whose works can be found in collections around the world. She has developed her own voice under such teachers as Zoltan Szabo and Nita Engle. She teaches in both Florida and southern Ontario. Her works have gallery representation in Toronto and Whitehouse, Yukon.

David Wood has 18 years of experience as an Interactive Media/Graphic Artist. He was an instructor at the International Academy of Design & Technology in Tampa, FL.

Glenn Woods has a B.S. in Arts from Indiana Central University and added course work from Valparaiso University, Indiana. He taught for many years at the Century Art Center in South Bend, Indiana; Art Center at Battlecreek and Broadripple Art Center. He owns and operates Pottery Boys Studios. www.potteryboys.com

Art Worth has been making custom cabinets, furniture and started turning wood in 1992. He has won awards at juried art shows and the Florida State Fair and is a member of The American Association of Woodturners, is the current president of the Tri-County Woodturners club and a member of the Suncoast Woodturners.



There are always fun and exciting ways to be a part of the arts including

VOLUNTEERING!

Dunedin Fine Art Center

www.dfac.org/get-involved/volunteer

BLICK
art materials
IS PROUD TO SUPPORT
THE DUNEDIN FINE ARTS CENTER!

SHOP OUR TAMPA STORE!
1502 N. WESTSHORE BLVD. 813-442-5079

15% OFF

OF ENTIRE PURCHASE OF NON-SALE, IN-STOCK ITEMS ONLY. IN-STORE ONLY. VALID ON EVERYDAY LOW PRICE.
VALID 1/8/18 - 5/20/18

Coupon must be surrendered at time of purchase; no copies. One coupon per day. Not valid on previous purchases or with any other discounts, sales or promotions, including yellow-labeled items. Not valid on phone/mail/internet orders. Not valid on Lowest Possible Prices items. Not valid after Buy More. Save More discount applied. Coupons not valid on selected product from the following categories and brands: 1 Shot Enamels, 3D Printers and Inks, Akua Pin Press, Aluminum Screens, Arches Rolls & Watercolor Blocks, Artograph, Badger, Blick Classic French Easel, Blick Squeezers, Carson Infinity Papers, ColorAid, Copic Markers and Sets, Creatix Prints, Daylight, Eclipse Airbrush and Accessories, Edward Brien, Everblot Line, Futura Craft Station, FW Ink Sets, Gel Printing Plates, Gess, HOFORD, Inkers, Itaya, Juwita, Kwik, Lasertron, Liquitex Sprays and Markers, Logan, Luma, MISC, Model Magic, Moldflow, Montana Sprays and Markers, MTN GEL, Neocolor Drawing Materials, Old Holland Oil, Praesche, Pan Pastel Sets, R&F Pigments and Encaustics, Roma Plastalina, Select Clays, Select canvas rolls & blankets, Select Caram d'Arche sets, Select Carbothello Sets, Select Chartpak Sets, Select Conte Sets, Select Ombicolor Sets, Select Derwent Sets, Select Dr. Martin Sets, Select Faber Castell sets, Select Hobben Sets, Select Koh-i-Noor Sets, Select Itoya books, Select Liquitex Sets, Select Nupastel Sets, Select Pitt Sets, Select Prismacolor Sets, Select Scale Models, Select Sennelier Sets, Select Sharpie Sets, Select Sensu Brushes, Silhouette, Smooth On, Strathmore Inkjet papers, Supracolor Pencils and Sets, TULANO, UNION INK, Ultracolor Gouache Sets, and WACOR.

For a complete list of exclusions, visit bit.ly/nl1cexclusions

BLICK
art materials

BLICK ART MATERIALS

BECOME A MEMBER of the Dunedin Fine Art Center

As a member you will find yourself included in the pulse of DFAC, from invitations to exhibition openings to timely information on events and workshops. And did we mention the discounts on classes and Gallery Shop purchases? Members can show their card at the Palm Cafe and receive a Beverage Card to earn free coffee or cold drinks!

Membership has its privileges, it PAYS to be a DFAC member!

- Contributor -\$500 (or only \$42.00/month)
- Patron -\$250 (or only \$20.90/month)
- Friend -\$150 (or only \$12.50/month)
- Family-\$90
- Dual-\$75
- Individual -\$60
- Student-\$25

REGISTRATION FORM **winter/spring 2018 classes & workshops**

Register early for placement in classes, don't delay. ENROLL ONLINE AT WWW.DFAC.ORG.

Please call the Dunedin Fine Art Center at (727) 298-3322 to confirm your class prior to attendance.

Name _____

Address _____

City _____

State _____

Zip _____

Telephone _____

Email _____

Class 1 code and title _____

Instructor _____

Day/Time _____

Session _____

Member/Non-Member Tuition _____ + Model Fee _____ + Materials/Clay Fee _____ = _____

Class 2 code and title _____

Instructor _____

Day/Time _____

Session _____

Member/Non-Member Tuition _____ + Model Fee _____ + Materials/Clay Fee _____ = _____

(Additional classes may be listed and attached to this form.)

Become a Member of the Dunedin Fine Art Center

Receive discounts on classes and events with your membership to the Dunedin Fine Arts Center. Your membership helps to bring exciting exhibitions, classes and workshops to the art center and supports all the programs which serve to enrich our community.

Your membership is encouraged as the Dunedin Fine Art Center (a 501(c)3 not-for-profit organization) is maintained in part through the vitality of its membership program.

Class fees do not cover the cost of maintaining our space, staff or programming. Your membership is important to DFAC and we invite you to join at the Friend level to receive member benefits above and beyond discounted classes.

MEMBERSHIP LEVELS: Student-\$25, Single-\$60, Dual-\$75, Family-\$90, Friend-\$150

Ask about our UPPER LEVEL MEMBERSHIPS with added benefits!

DFAC Membership _____

TOTAL DUE _____

Releases

I, the undersigned do hereby release the Dunedin Fine Art Center or any person or persons acting on its behalf from liability for any bodily injuries sustained, or for loss or damage of any personal articles while on the premises or while participating in any activity sponsored by the Dunedin Fine Art Center. Furthermore, the undersigned agrees that in the event medical attention is required due to accident or illness, the Dunedin Fine Art Center shall, without accepting fiscal responsibility, seek such medical services as it deems necessary and appropriate through EMS/911 and/or local hospitals.

I hereby allow the Dunedin Fine Art Center to take photographs of me or my enrolled child/children to be used for DFAC promotional and archival purposes only.

Signature _____

Date _____

Please make checks payable to:

**Dunedin Fine Art Center,
1143 Michigan Blvd., Dunedin, FL 34698**

Ck# _____

Card # _____

Cash

Exp. _____ VIN# _____

Visa MC

Received by _____

Disc AmEx

Posted _____



Dunedin Fine Art Center Registration Policies

How to Register for Classes and Workshops

Online: Visit our website at www.dfac.org and access our online registration system under the 'Classes' category. You may register for a class online by credit card or E-Check.

In Person: You may submit a completed registration form (please print clearly) and payment to DFAC during regular business hours:
Monday-Friday, 9:00 am - 5:00 pm
Saturday, 10:00 am - 2:00 pm
Sunday, 1:00 pm - 4:00 pm

By Telephone: Please call us at 727.298.3322, during business hours. Please have your credit card number ready.

By Fax: Please send a completed registration form, including Visa, Master Card, Discover or American Express payment information to:
DFAC, 727.298.3326.

By Mail: Download a registration form (pdf) from our website at www.dfac.org or fill out the form in the back of the DFAC catalog.
Complete the form and send it, with payment to: Dunedin Fine Art Center, 1143 Michigan Blvd., Dunedin, FL 34698

Registration Policies

Registrations must be accompanied by a completed registration form and payment. Enrollment is limited and spaces are filled on a "first-paid, first-served" basis.

Students are responsible for obtaining and providing materials for classes unless otherwise indicated. Materials lists for all classes and workshops will be posted online at www.dfac.org or available at DFAC upon request for those without computer access.

If you have any questions or comments about classes and instructors, please contact Sara DeLorenzo, Adult Education Assistant at ext. 234.

Cancellations, Refunds & Transfers

The Dunedin Fine Art Center reserves the right to cancel any class due to low enrollment without incurring obligations. If a class is cancelled, you may transfer to another class or request a full tuition refund. Either a transfer or a refund must be requested within that session. Failure to request either a transfer or refund within the session will result in the loss of that tuition. If a class does not meet the minimum enrollment prior to the start date, it may be cancelled so please register early!

There will be a \$20 fee for any returned checks.

Withdrawals

Withdrawals from any CLASS must take place by 5:00pm the Friday before the first day of each session. Withdrawals from any WORKSHOP must take place one week before the first day of the workshop. A refund of the tuition less a \$25 administrative fee will be issued. Students withdrawing from any class or workshop after the date listed above will be issued a refund less the instructor's compensation and a \$25 administrative fee. Amount varies- please contact Sara DeLorenzo, Adult Education Assistant at ext. 234 for more information.

Pro-rating

Pro-rating will only apply to students registering for 3 or less remaining classes. A \$25 administration fee will apply.

Workshops

Workshops are offered for those who are unable to commit to a weekly class. They are typically offered on a 1/2-day, full day, 2-day or week-long basis. Tuition covers the cost of instruction for a specified date or dates.

Emergencies

Emergency closing may occur in the event of severe weather conditions.

Make-Up Classes

Make-up classes will be scheduled if a class is cancelled by a DFAC instructor. If a student is unable to attend class for any reason, DFAC is not responsible to provide any additional make-up class or refund.

Non-Profit Status

DFAC is a not-for-profit 501 (c) 3 community arts organization and we welcome students of all creeds and ethnic origins. Donations are accepted and welcome!



The Dunedin Fine Art Center is ADA compliant.

EXHIBITION CALENDAR winter/spring 2018

43RD ANNUAL INTERNATIONAL MINIATURE ART EXHIBITION

1/14/18 – 2/4/18

Entel Family, Meta B. Brown + Douglas-Whitley Galleries
The Miniature Art Society of Florida presents its annual exhibition of 2D & 3D miniature art treasures from around the globe. This intriguing exhibit draws collectors from near and far—featuring daily gallery demonstrations and docent tours upon request.

BIG EYES (A Juried Exhibition)

1/13/18 – 2/18/18

John + Pat Rossi Galleries

Community Call for Entries for a BIG EYES inspired artwork to be shown concurrent with the 43rd Annual International Miniature Art Exhibition + Trashy Treasures! Using the pop-culture works of Margaret Keane as a springboard, we want to SEE what you can do. Guest Juror + Cash awards! Guidelines available on our website @ www.dfac.org Deadline for delivery of works to be considered: January 5, 2018.

SUMMA & MAGNA: DFAC STUDENT & MEMBER EXHIBITION

3/2/18 – 5/6/18

Gamble Family, Douglas-Whitley, Meta B. Brown + John and Pat Rossi Galleries

All students and members are eligible to exhibit one work of art in any medium, competing for cash prizes selected by a guest juror.

DFAC FACULTY EXHIBITION

Entel Family Gallery

DFAC's honored faculty exhibit concurrent with our annual Student & Member exhibitions. Witness the full range of creative talents shared and cultivated at our mighty fine art center!

SUNCOAST STONE SCULPTORS GUILD

3/2/18 – 5/6/18

Teaching Gallery

Themed exhibition by our local Stone Sculptors Guild who meet monthly to discuss work, exchange ideas and provide support. Their presence in the Tampa Bay art scene promotes the art of stone sculpture in our community through stone carving demonstrations and the creation of public works.

ME + MY SHADOW [BOX]

5/4/18 – 5/18/18

Founders Hall

7th Annual Shadow [box] Exhibition + event with thanks to community partner - TAMPA IKEA. A multi-media extravaganza of freestyle creations offered up in Chinese Raffle.





GLADYS DOUGLAS SCHOOL FOR THE ARTS
1143 Michigan Boulevard
Dunedin, Florida 34698
Tel. 727.298.3322
Fax. 727.298.3326
E-mail: education@dfac.org
www.dfac.org

Non-Profit Org.
U.S. Postage Paid
Tampa, FL
Permit No. 7067

The **MISSION** of the Dunedin Fine Art Center is to offer creative educational experiences in the visual arts.

The **VISION** of the Dunedin Fine Art Center is to be the premier art center in Florida, providing unparalleled educational, cultural and creative experiences throughout the arts.



DUNEDIN
Home of Honeymoon Island

PLATINUM
Media
Sponsor

Tampa Bay
Times

Media
Sponsors

CL CREATIVE LOAFING Tampa Bay
MAGAZINE

Programs at the Dunedin Fine Art Center are sponsored in part by the State of Florida, Department of State, Division of Cultural Affairs and the Florida Arts Council, the National Endowment for the Arts, the Pinellas County Commission, and the City of Dunedin.

